



~~**LUND SCHOOL OF ARCHITECTURE**~~  
~~**SPRING EXHIBITION 2020**~~



welcome   Open with Preview 

## Lund School of Architecture Spring Exhibition 2020!

A normal year, we would all have been gathered in the Exhibition Hall for the opening of our traditional Spring Exhibition. The school this day would have been full of joyful students, teachers, visitors and the exhibited material.

Spring 2020 has been different. From March we had to switch to digital teaching, which meant that all lectures, tutorials and meetings had to be done on our computers. It's been a major change, and a challenge. But we did it, even the Spring Exhibition!

If not before, we have all understand by now the importance of social contact, the inspiration we get from each other through daily conversations, body language and facial expressions. We also understand how much our physical space means to us. We take for granted that we have workshops, drawing rooms, libraries, lunch rooms, lecture rooms and good exhibition rooms. While not being able to use them, we really understand how important they are.

I would like to express huge thanks to ALL of you students, and to ALL of you teachers, and other staff, for the efforts, ambition and flexibility you've shown during the year and especially to your contribution for the realization of the Spring Exhibition.

The fact that it became a digital exhibition this spring is due to some people's ambitious efforts.

First of all, I want to thank the group of students who have coordinated the event and who have come up with fun and creative suggestions on how to do. Thank you so much, second year students Tova Laurell, Rikard Ostrand and Hanna Xu. You have done a fantastic job! And thank you Wilhelm Lizell for your music contribution at the opening!

A special thank also to Helene Sveningsson and Jonas Brasjö Albin, who have always been here and helped us with almost everything. Many thanks!

Thanks also to Åsa Nilsson for generously contributing your experience from previous spring exhibitions and giving us good advice.

I hope that we soon may be able to return to the School.

But first I wish all a lovely summer!

Tomas Tägil  
Head of the School of Architecture



☆ **Åsa Nilsson** 2020-05-12

SPRING EXHIBITION 2020 - to architectu... [Details](#)

Cc: Tomas Tägil & 4 more

---

**Hello there architecture students!**

Hope you all are feeling well!

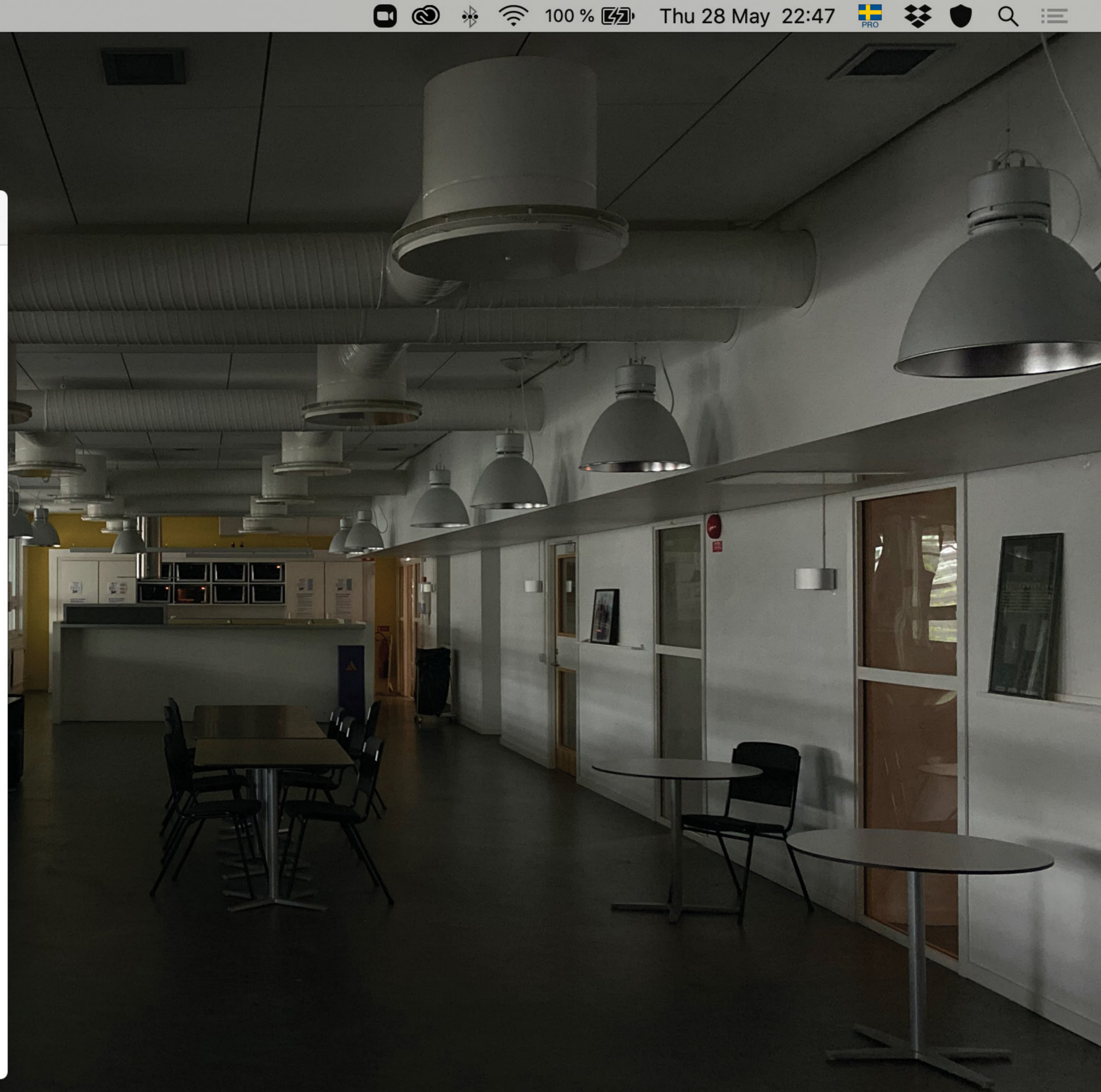
We are a couple of students from year two who are working with the annual Spring Exhibition. This year the exhibition will be in an alternate form, a playful and journalistic gallery of Lund School of Architecture at home.

The situation has been strange to all of us and this Corona-schoolyear also deserves some type of finale and closure.

What we want from you is photos, comments and stories of how your architectural studies were affected by the Corona pandemic. Has your room turned into a model workshop? Do you instead of drawing in Autocad only play computer games from home? Are you feeling low about not seeing classmates and teachers?

Material is delivered through Dropbox in the links below. Click on the link which belongs to your studio or atelier. You can send in as many pictures (jpg) and text documents (word/pages) of your comments as you want. *Name and course on your files.* **Deadline 20 May.**

All the best,  
Spring Exhibition 2020 student-group





year 1&2\_atelier\_Q


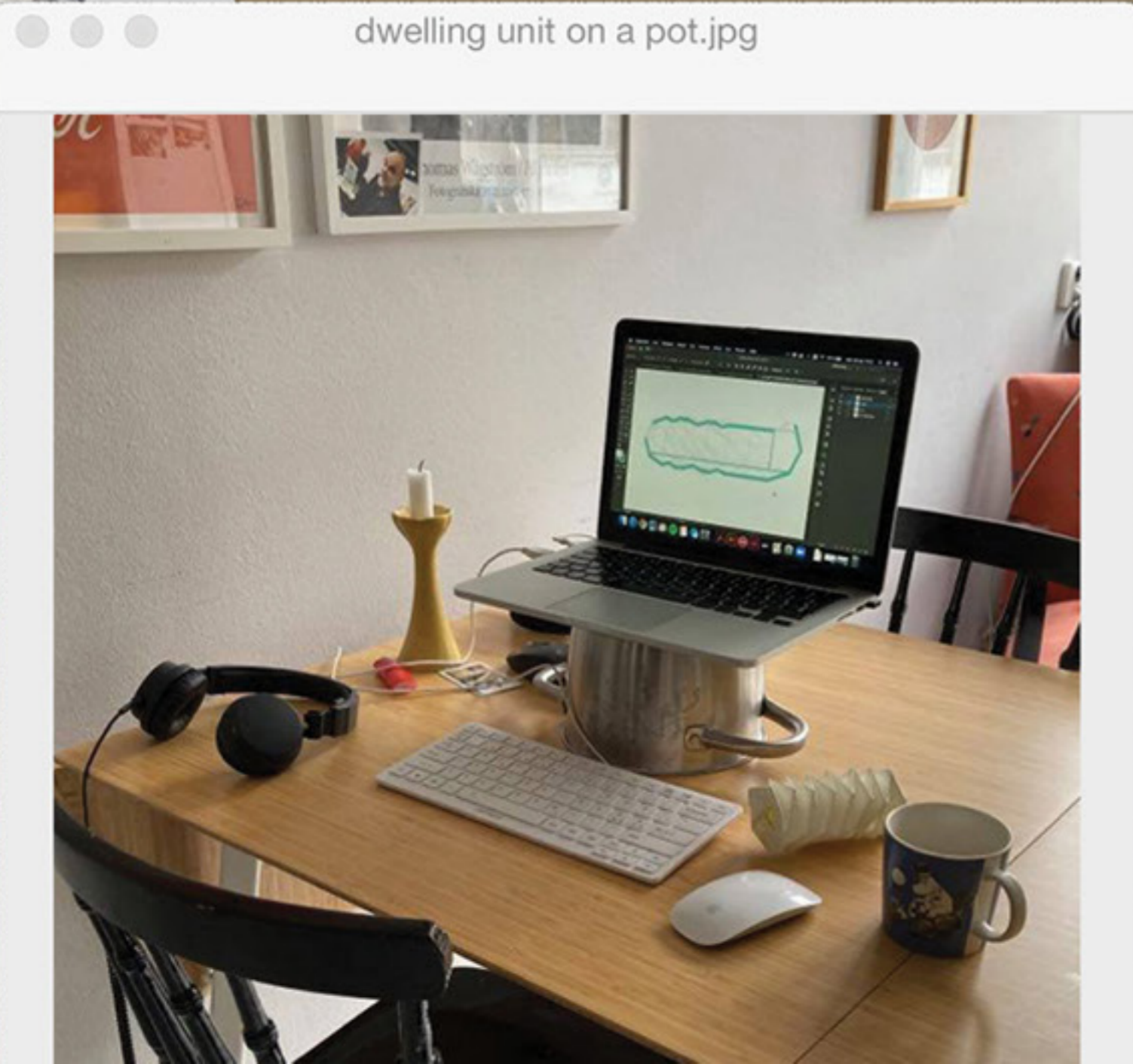

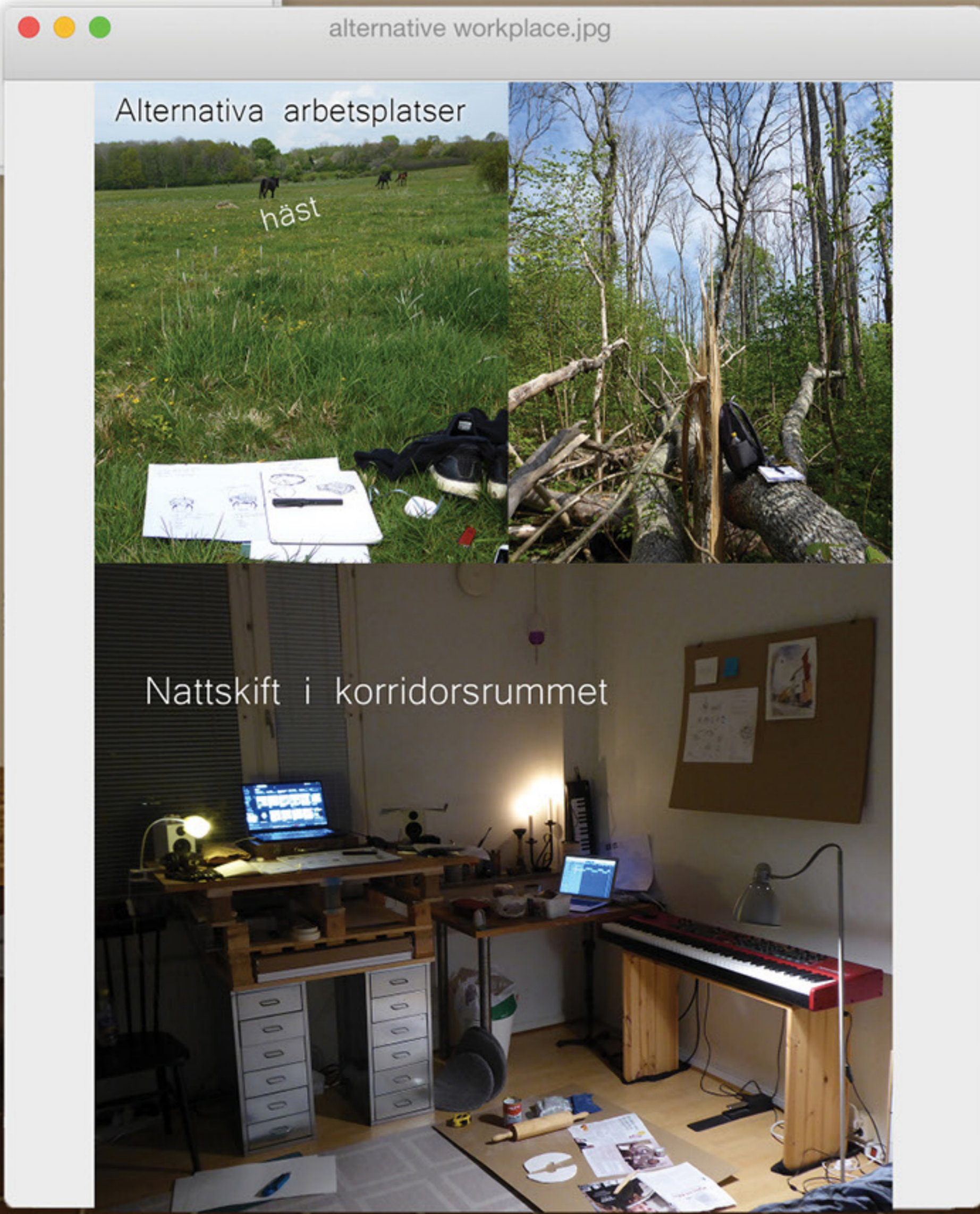
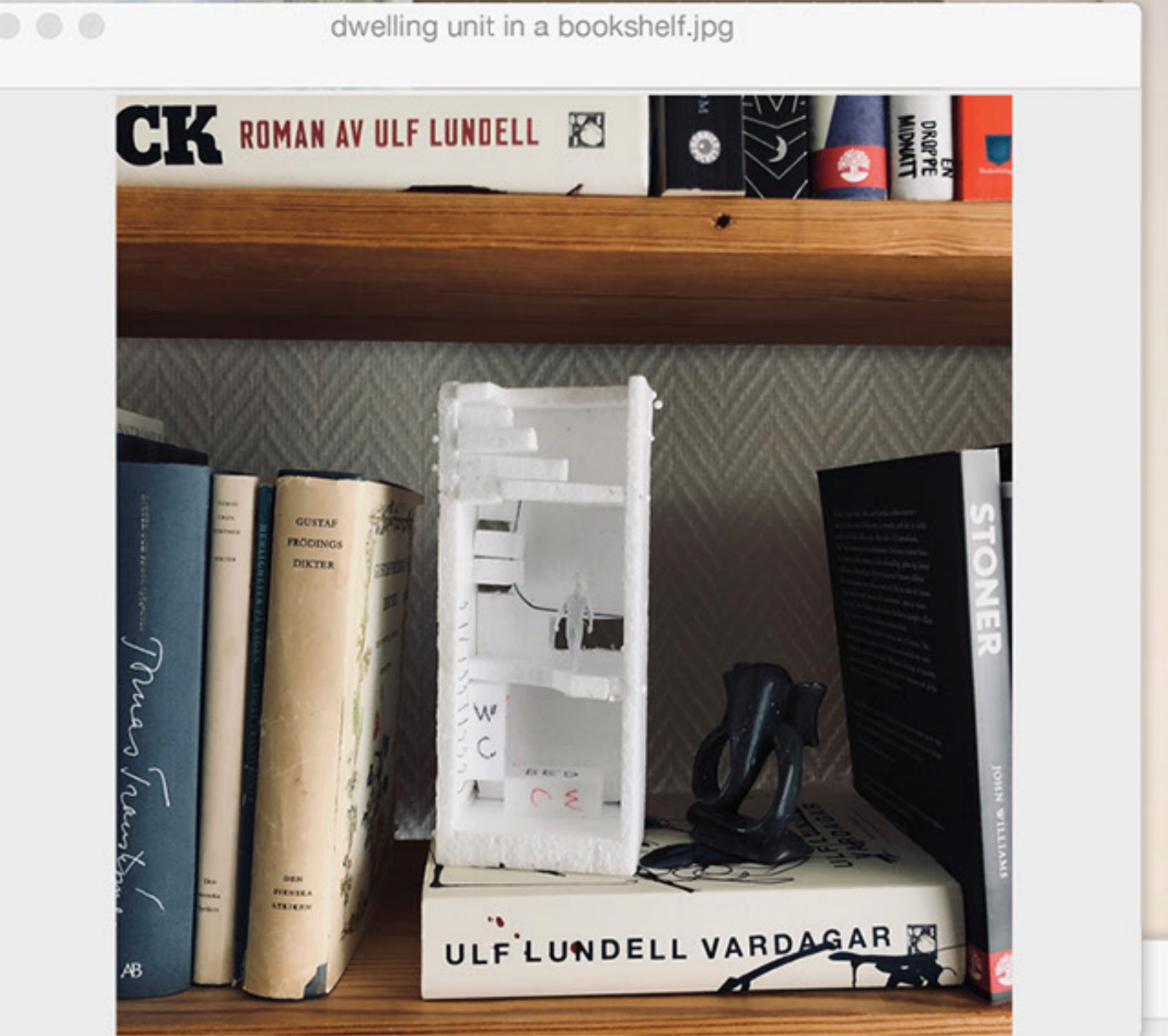

Atelie Q text exhibition catalogue.docx Open with Pages

Covid 19. We are collectively fighting this new enemy with a simple but ambiguous choreography: We walk differently, we buy groceries differently, we clean our hands differently. Our bodily relationship to our surroundings, both of the home and the city, has changed.


In Q we are longing for the study trip, the appealing coffee aroma from the multipurpose room, running in the woods, the coastal line, climbing in a tree, the dance at the concert.

How temporary will this new condition be? What happens when the space of the quarantine is spilling over into the normal space of the city? And how can we deal with the need to move around, doing these activities we are longing for, while still being in isolation?

Within the virtual Q studio we have been looking at how our routines have been affected by the presence of a virus. How we dwell, now and then, and what we are longing for while being in isolation. The result is a series of speculative investigations concentrated around the idea of a minimal mobile dwelling unit that accommodates our basic survival needs, but also offers the necessary mobility needed to access and fulfil our longing.



year 1&2\_atelier\_X



**Work in X-ile Spring 2020**  
A journey to Iles - d' X

The second part of the basic course B in Architecture should have started with a field trip to the Netherlands. Instead it turned out to be a journey through the archipelago of small X colonies, scattered in cyberspace. We have learned about navigating using digital tools. We have learned about the necessity of exchanging reluctance for curiosity. There are new fantastic possibilities! There are new fantastic medias out there! (also an analogue ostrich as nina have got second thoughts). Clear enough we understand the meaning of the studio and school as a *physical space* where we can gather, work, talk, laugh, discuss, search and understand together. This transferring of silent knowledge can't be replaced by digital methods.

We divided the two main assignments into small reviewable parts followed up by discussions deliveries etc, to avoid slipping time syndromes and getting lost symptoms. We have also gathered a lot in Zoom: For tutorials of course, but also for small talk. Digital Galleries, peer feed back and peer reviews have been used to get every student as exposed as possible to different thoughts and methods.

**Kök & Käk**  
In a former project the students designed a small house with focus on movement, light and materiality springing from the idea of a set of atmospheres. In *Kök & Käk* they should make a thorough design of the kitchen / dining area and fulfill the ideas of atmospheres in detailed drawings (1:20). We introduced the diorama as a model focusing on the experience of space through what happens.

**Visonera & Kommuniera.**  
Supported by own investigations, the content in theory courses and startup-discussions the students were asked to formulate a vision on future dwelling and communicate it with diagrams and a digital collage or another type of processed image.

René o Nina

Here is a link to a video of our projects:  
<https://www.youtube.com/watch?v=bts2mThWoeE&feature=youtu.be>



task menu.png

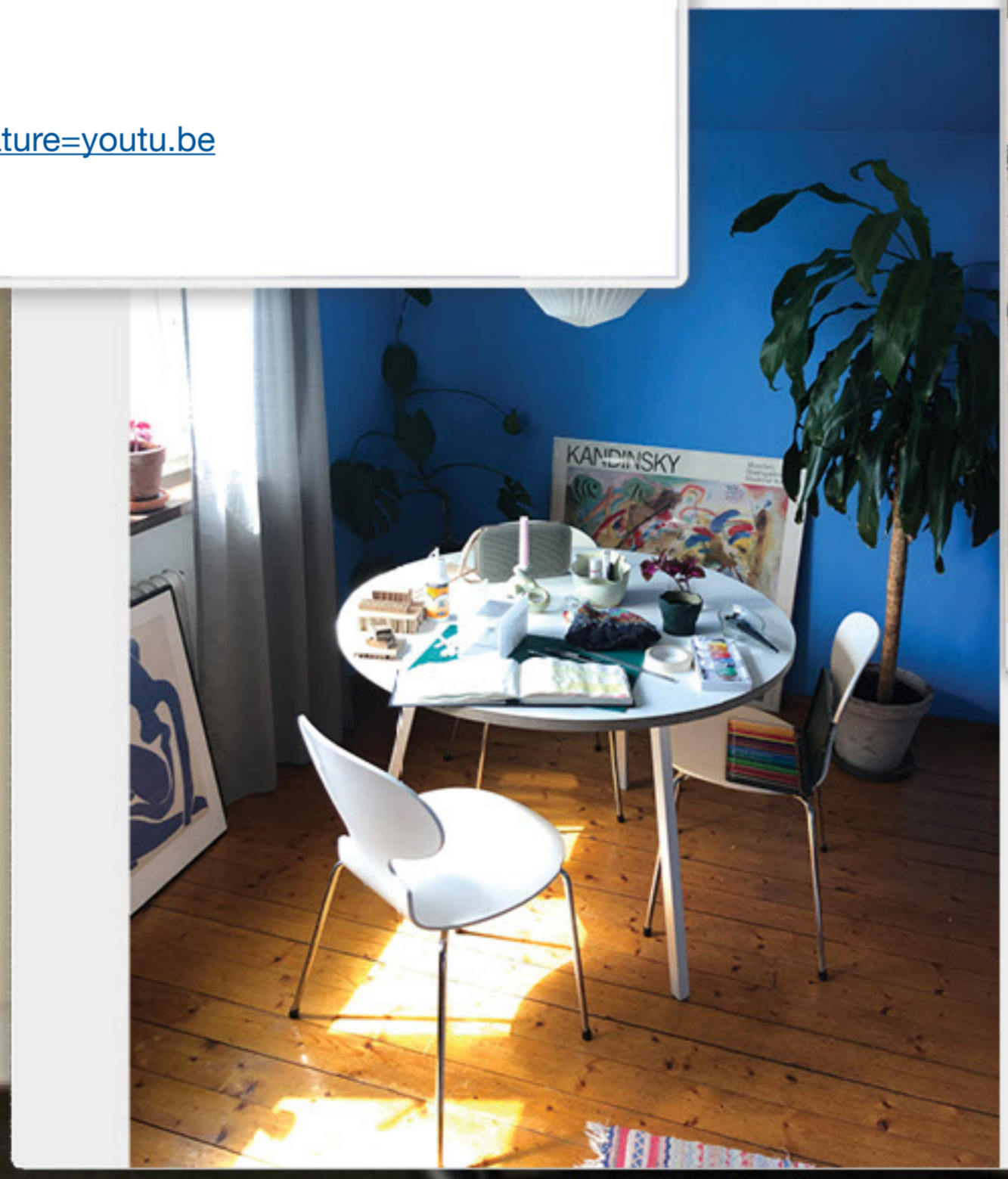
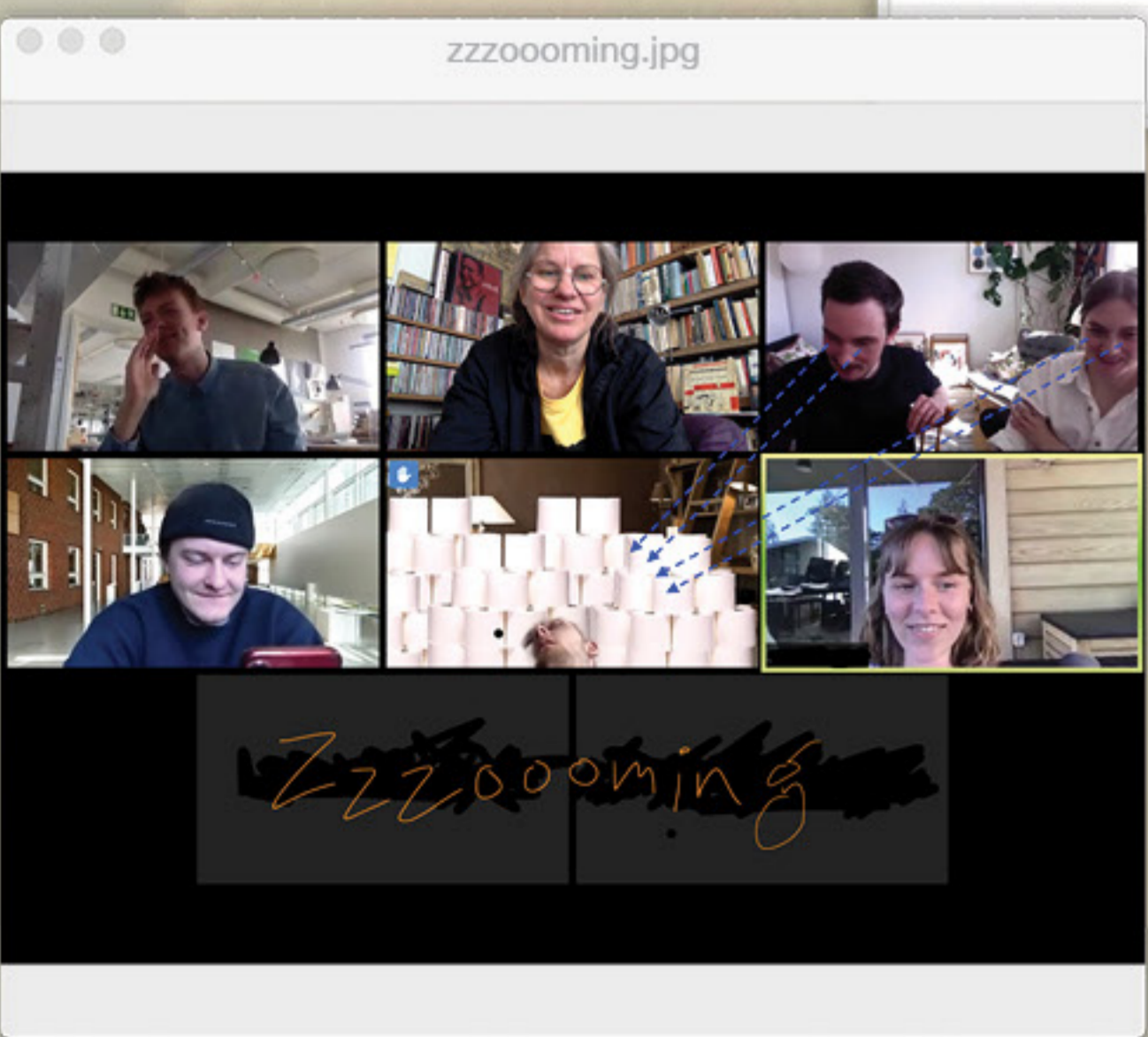
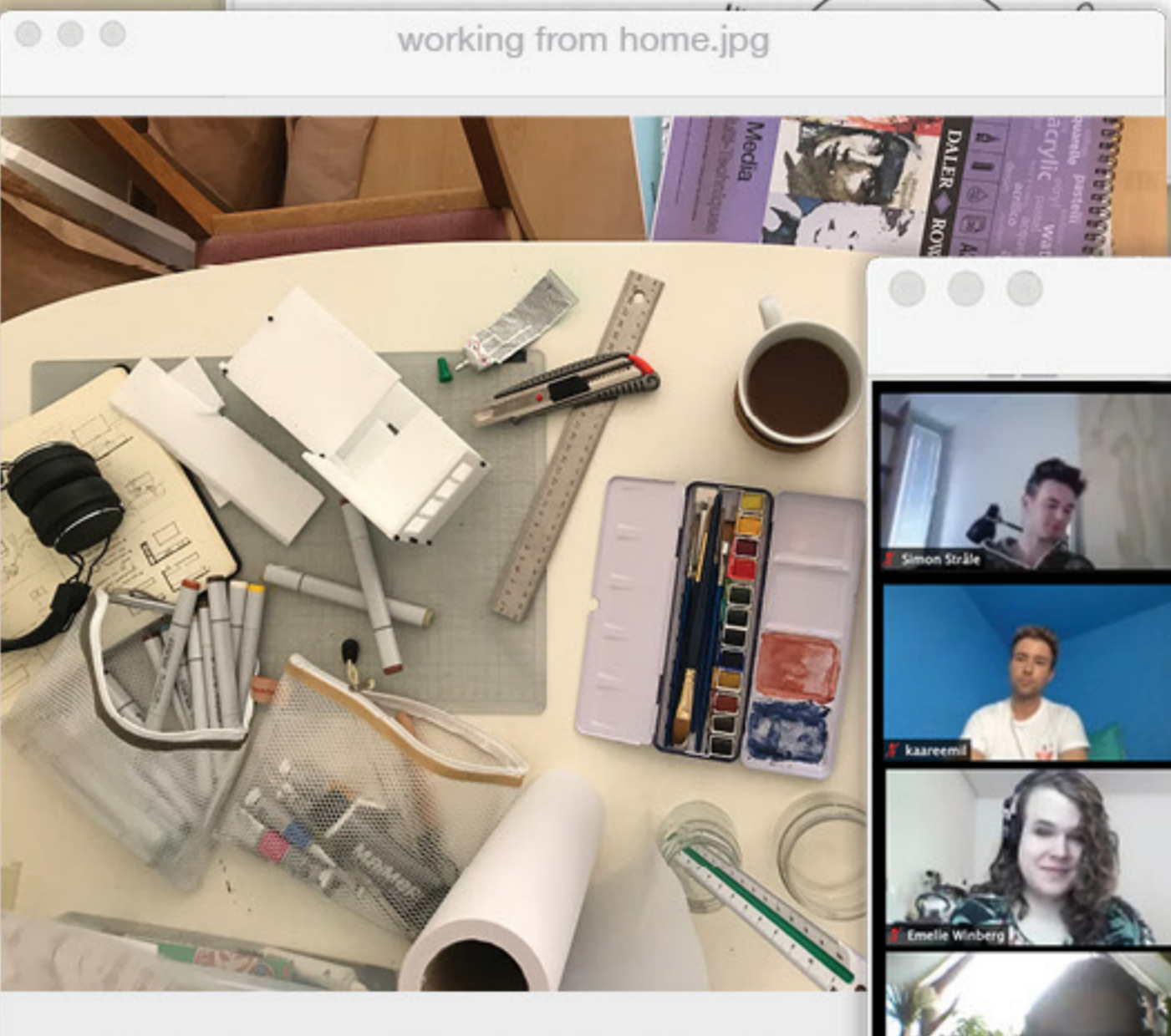
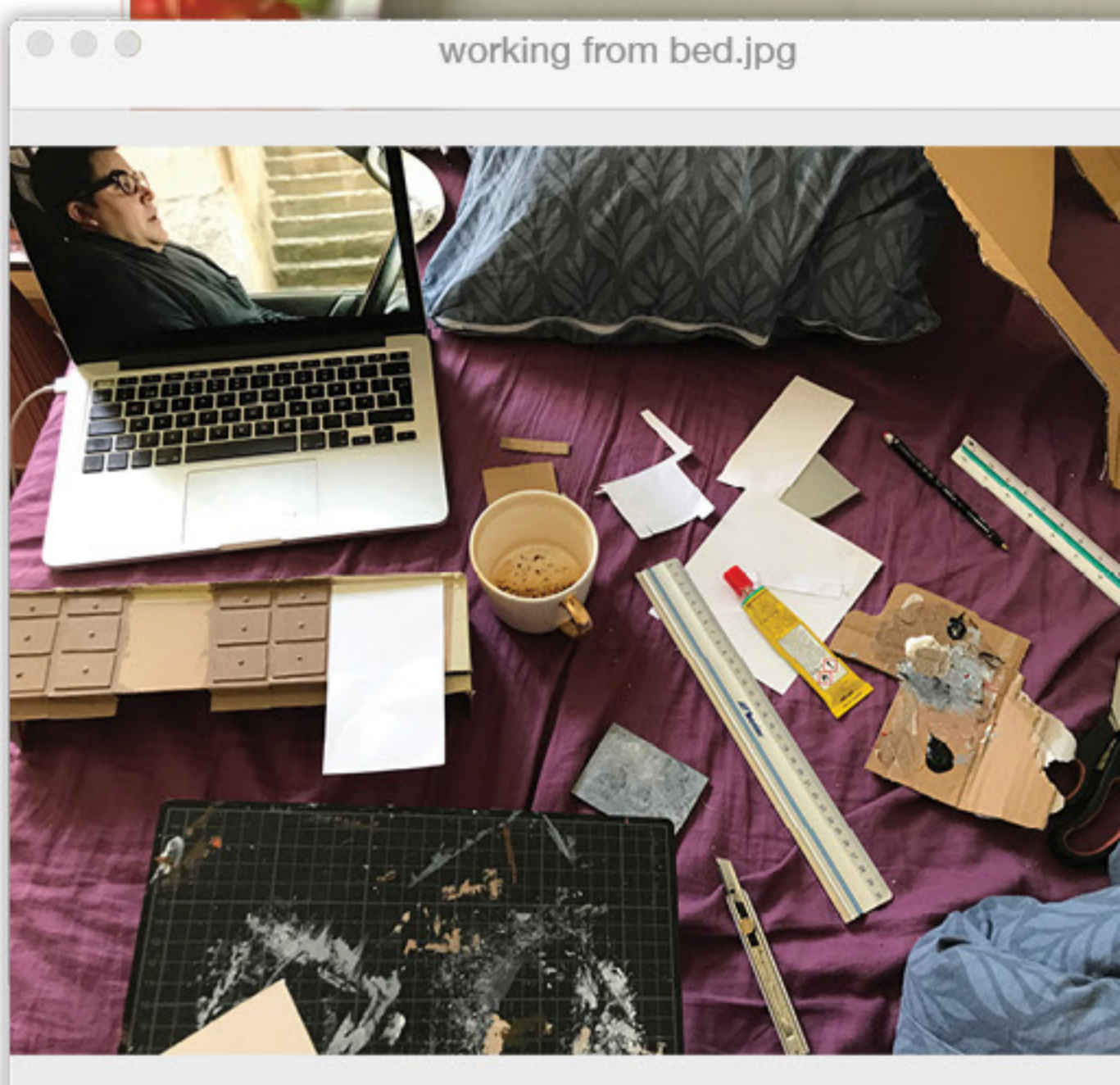
**Meny**

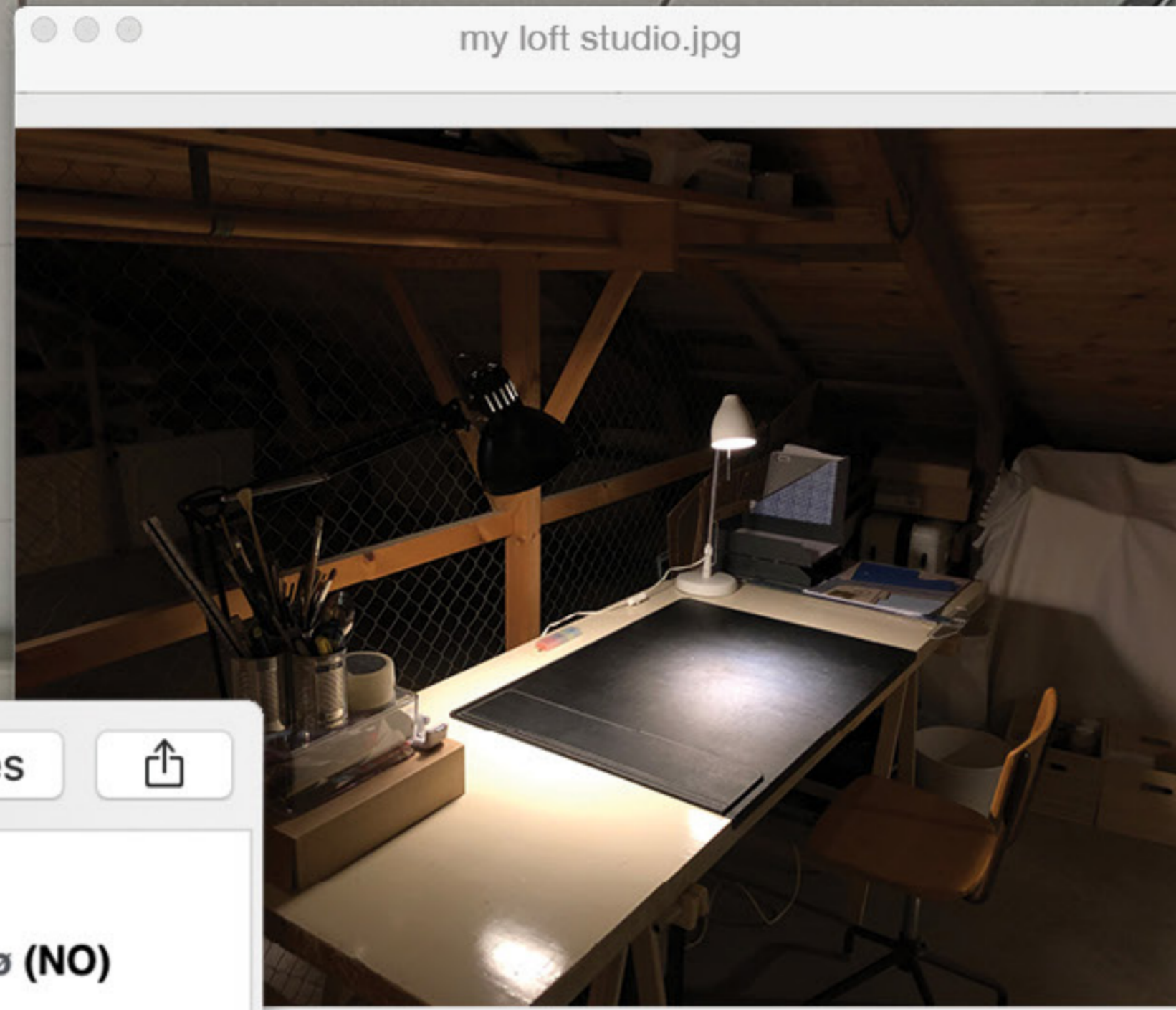
**Förrätt**  
Textfond med pikant storyboard toppat med krispiga reflexioner

**Varmrätt**  
Mustig köksdesign med mjälla mätt

**Mellanrätt**  
Tricolor  
Färg - Ljus - Rum  
(för digestionen)

**Dessert**  
Diorama av Händelser-i-kök  
Ett potpurri av möjliga och omöjliga smaker





Ateljé Y rapport VT20.docx Open with Pages

**Ateljé Y. Shrinking Cities. A model of progress without growth. Study case: Vardø (NO)**

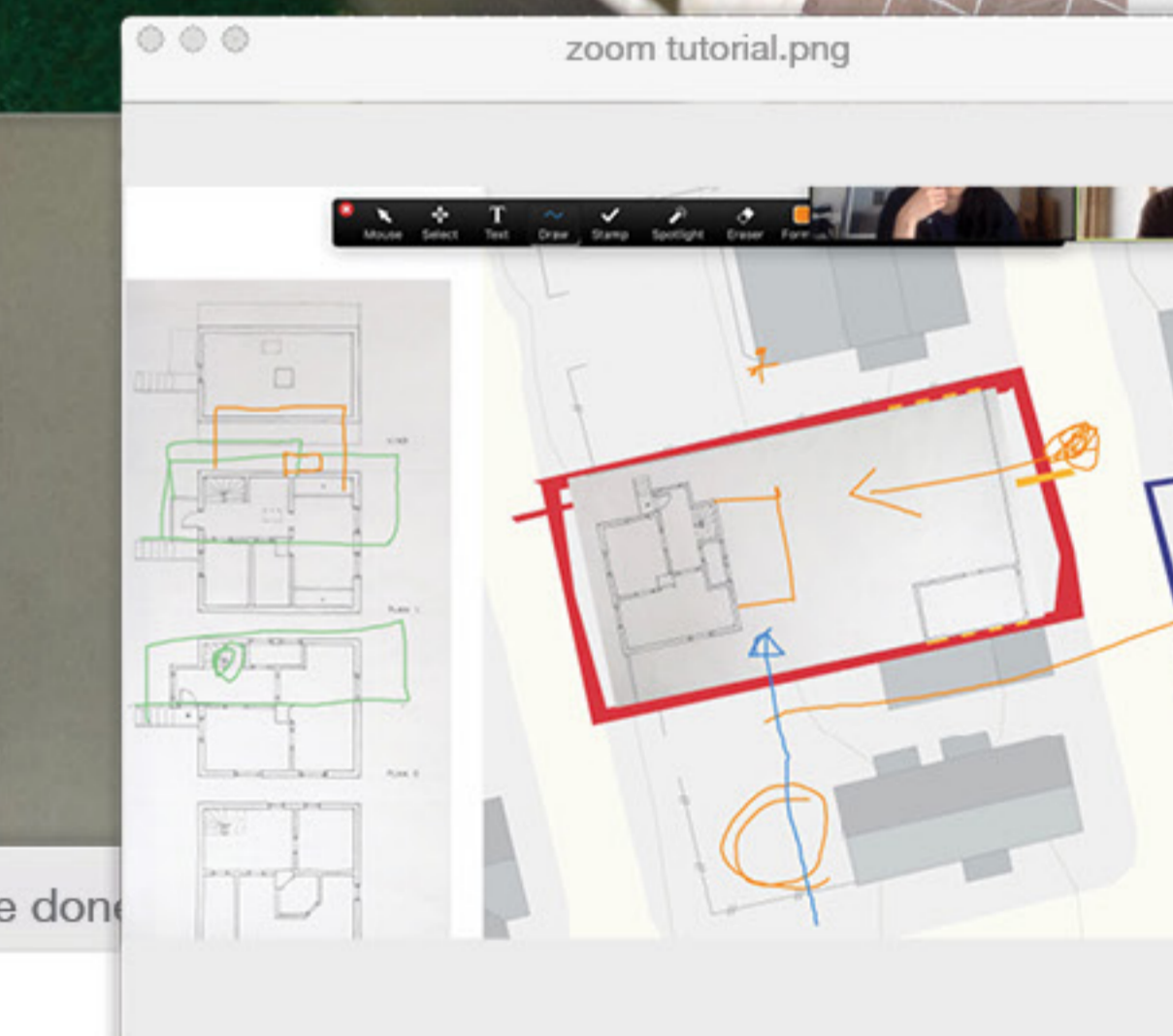
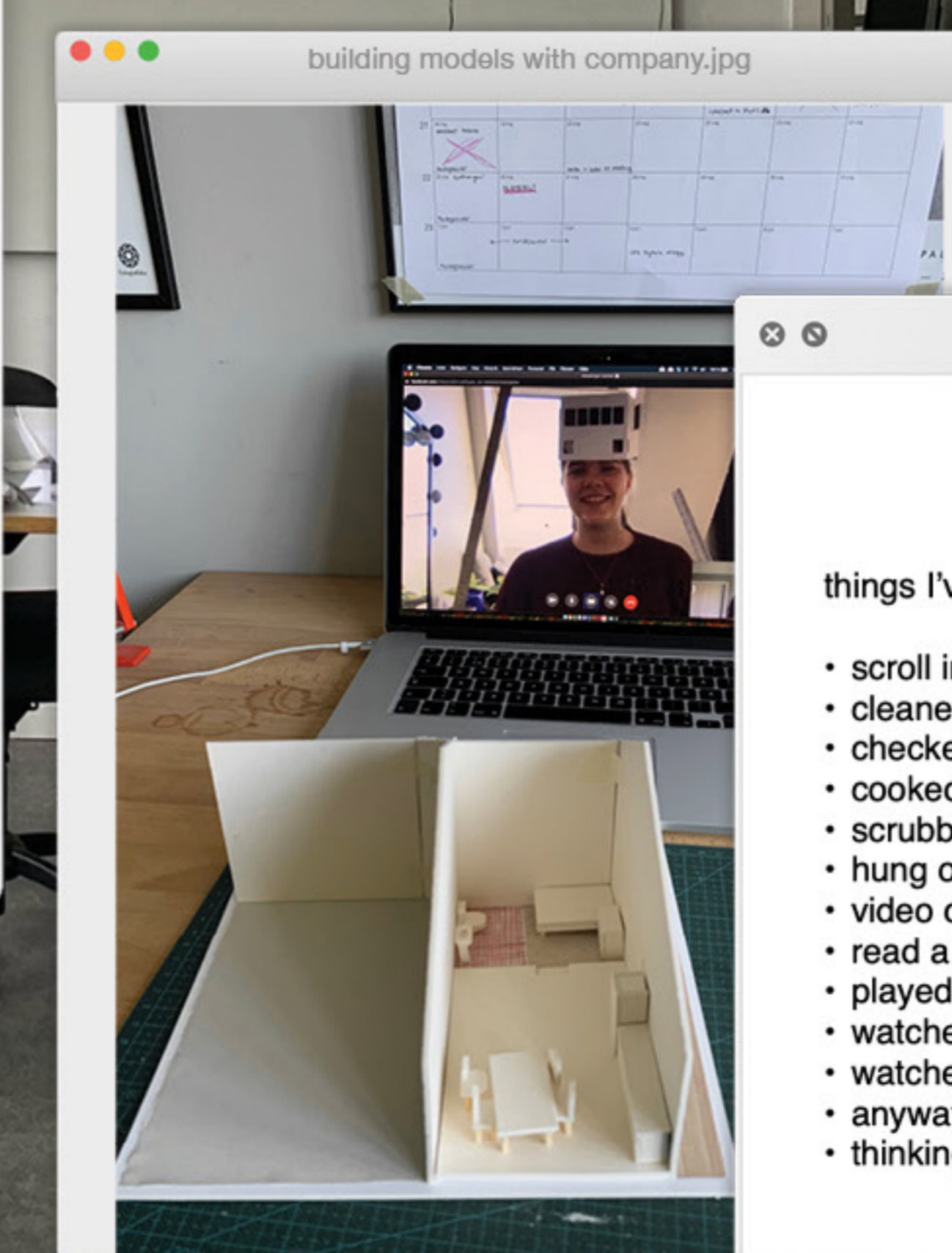
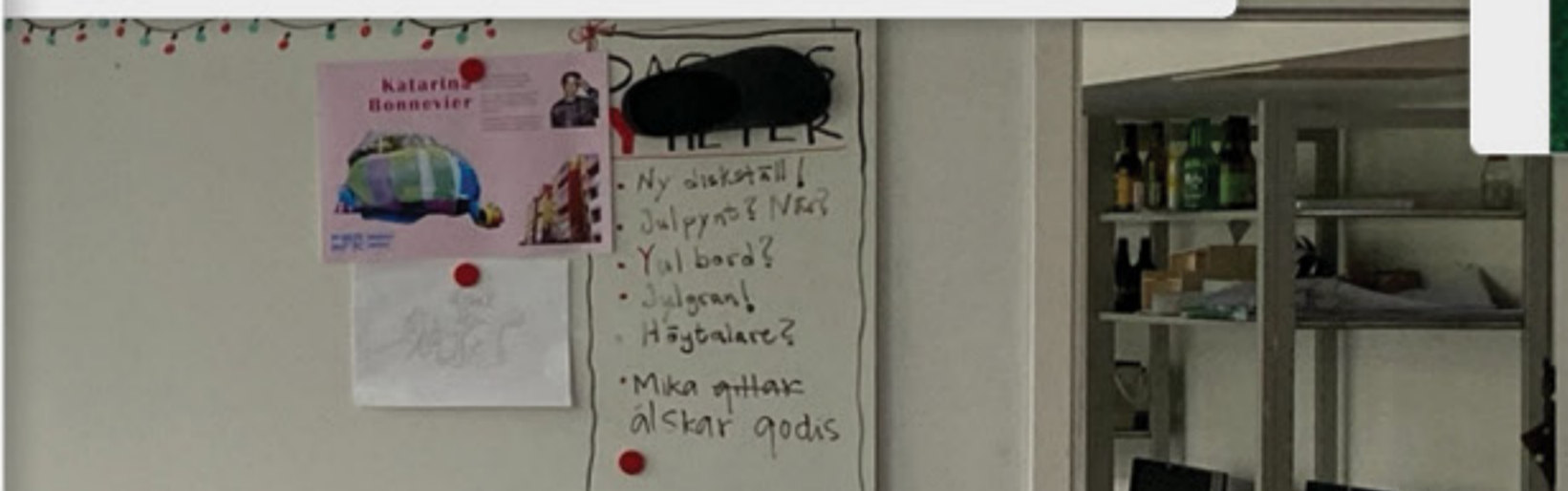

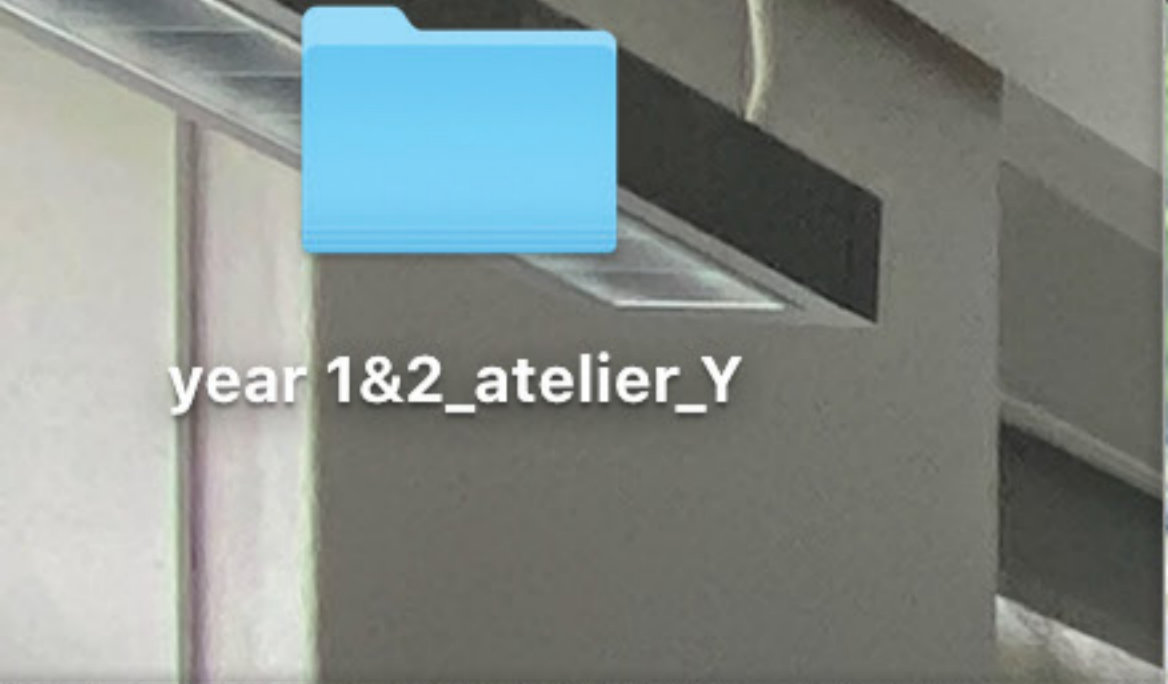
What a strange springtime we have had! But luckily not bad in terms of what teaching and learning has brought to us. Everything was so sudden, but students and teachers switched right away into distance-mode in the most natural way, as if we had always done it before. Fortunately, we have all been healthy and have managed to hold together. Online teaching has obvious disadvantages, but we were also surprised by its potential.

**Nice surprise nr.1:** Morning meetings every day and 33 students' own lectures about personal experiences. A very appreciated tradition where teachers stand aside and get to listen to students' wise, mature and interesting talks about trips they made, works they did, houses they lived in, things they learned or memories they wanted to share. It seems that we have got to know each other better against all odds.

What we have gone through has been the same all over the world with schools being closed or conducting online teaching because of the pandemic. There were of course a few hours of panic to improvise a plan B for the course we had to run. But then, it was not difficult to discover that many teachers and architects in Europe were thinking the same: let's share our isolation and do an online exchange for our students.

**Nice surprise nr.2:** We have had lectures from Italy, Ireland, Norway, England, Netherlands, Spain, Germany, ... an own private architecture symposium with a new network of contacts, about different ways to be an architect but all belonging to the same brotherhood and all wanting to help each other.

Jesús Mateo & Mika Friis



- things I've been doing instead of studying:
- scroll instagram
  - cleaned the desk drawers
  - checked <https://www.hemnet.se>
  - cooked advanced food
  - scrubbed the tub
  - hung out with friend (even though one shouldn't)
  - video called with friends instead
  - read a book
  - played the sims (that's almost studying, isn't it? building houses?)
  - watched tv
  - watched even more tv
  - anyway, watched tv programs related to architecture
  - thinking about that t l I should be studying right now



year 1&2\_atelier\_Z

**Z text.pages** Open with Pages


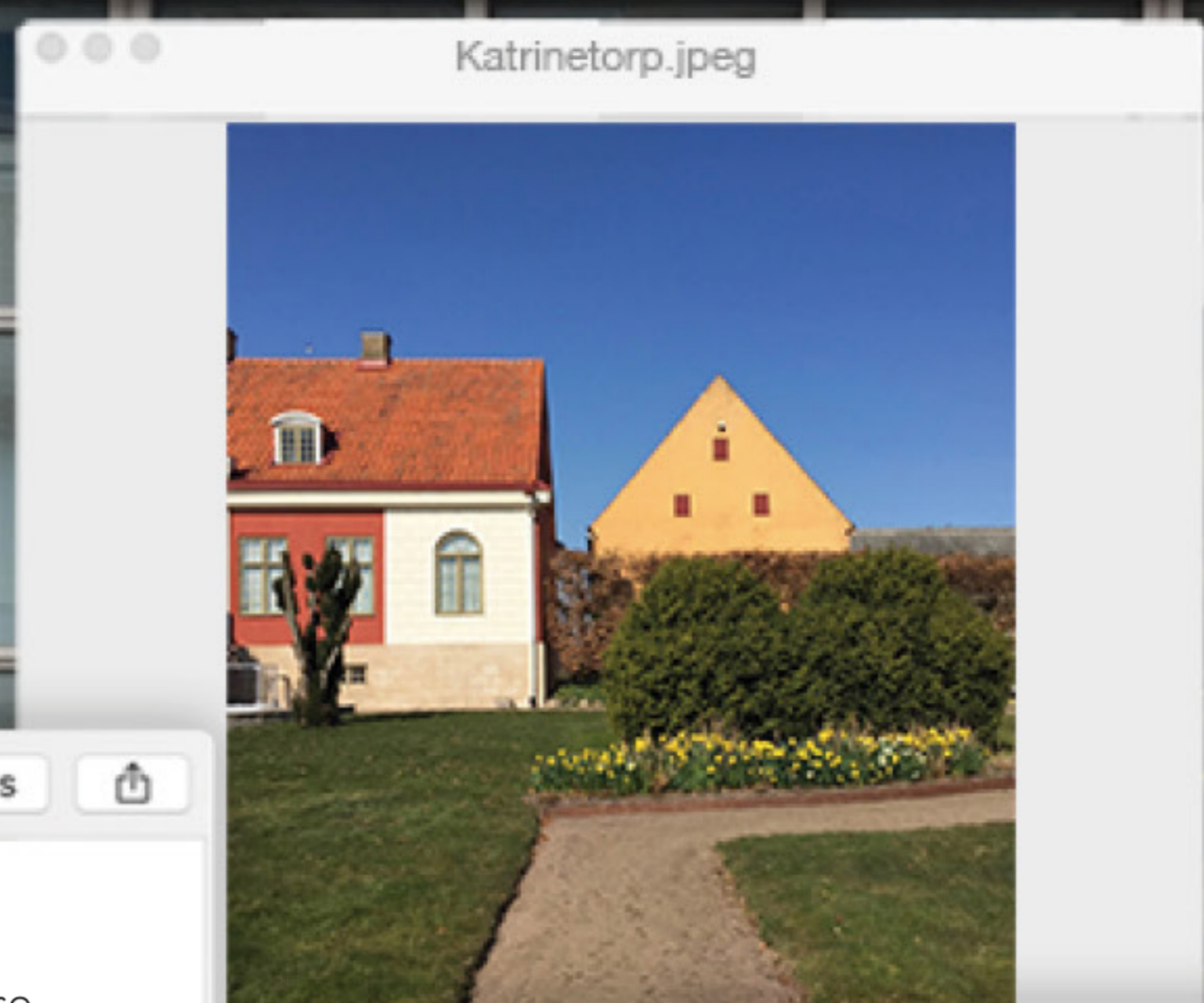
**A Letter from Ateljé Z in the time of Corona**

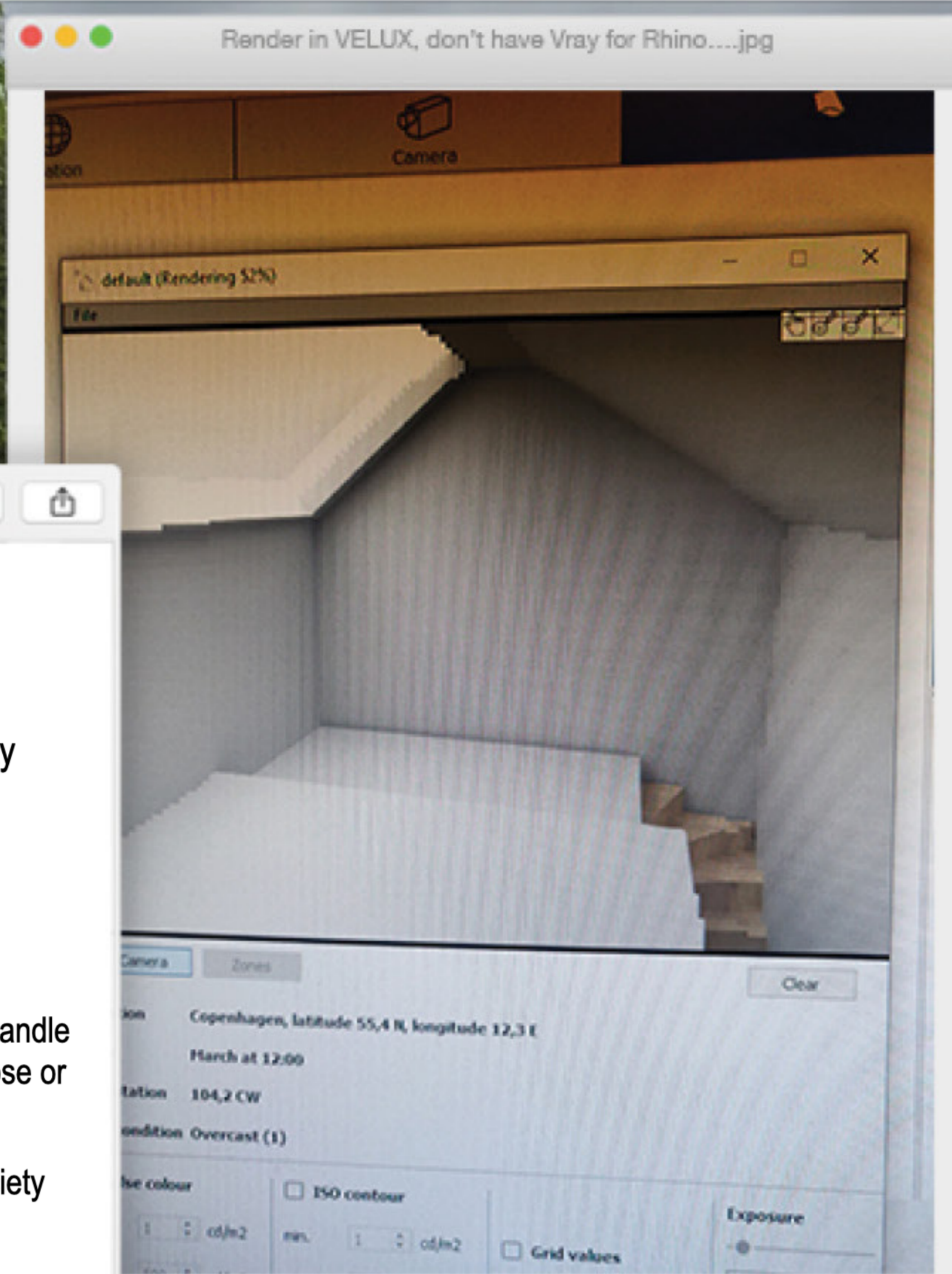
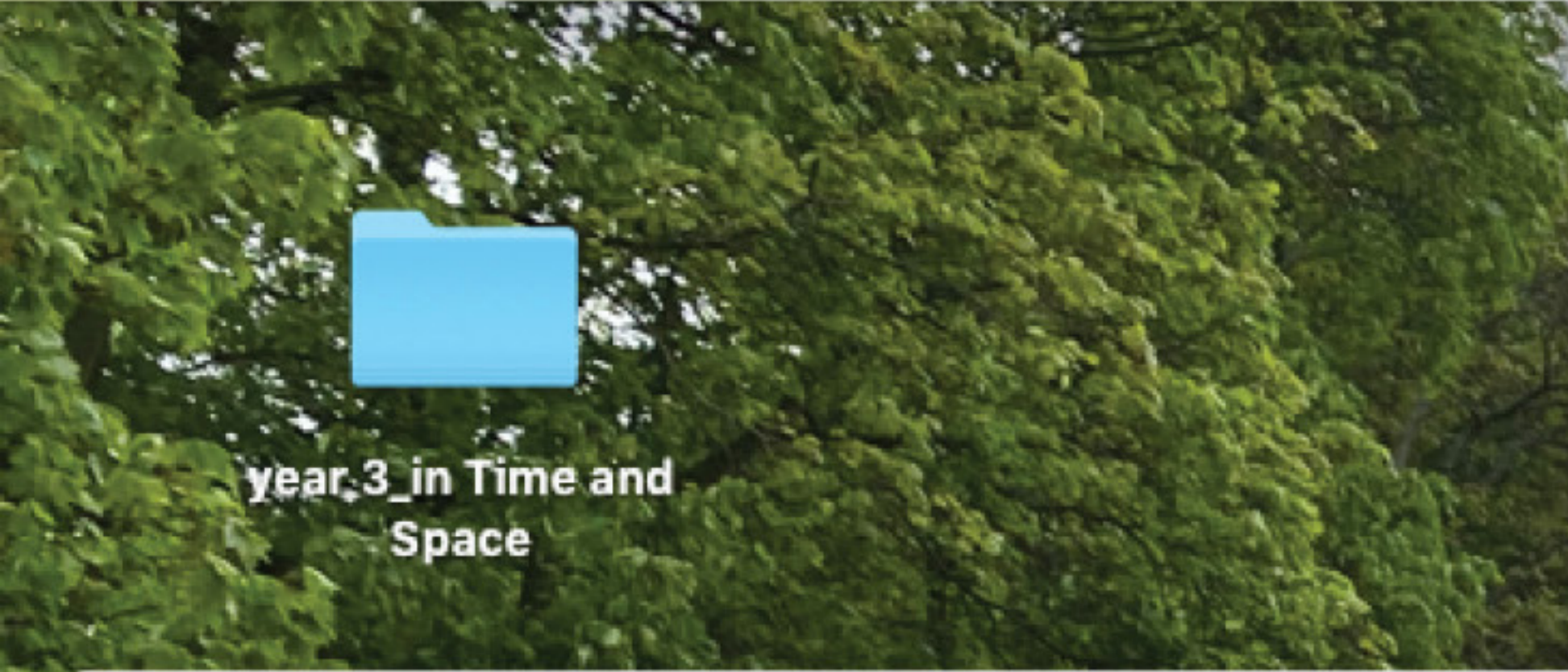
It all started with a dream. After 1½ term of sincere studies of spacial qualities related to dwellings in varoius contexts it was now time to spread our wings. "La grande finale" should kick-off in Bordeaux with its world heritage and exciting new architecture in relation to the landscape. Colléctif encore's projects and a planned workshop on site were some of the absolute highlights. And the location in the wine district seemed perfect! So what could go wrong?

We landed in reality with a bump. Now the key objective was to find safe ways to break the isolation. Site studies outdoors as much as possible, new ways to communicate in smaller groups, and - not the least - using the topic of the assignment as a tool to see beyond unwanted restrictions.

The design task was to develop seasonal temporary homes directly linked to farming and cooking in the unique cultivated landscape of Katrinetorp. Artists and chefs in residence, public cooking events, co-labs with garden and landscape students - new visions that rejuvenate Katrinetorp are now taking shape in the student projects.

We dreamt of Bordeaux and landed in Katrinetorp. In hindsight with a rather soft bump.





Time and space\_text.pages

# Architecture - In Time and Space

## Combining new layers with old.

Bachelor Studio, year 3. School of Architecture, LTH, Lund University

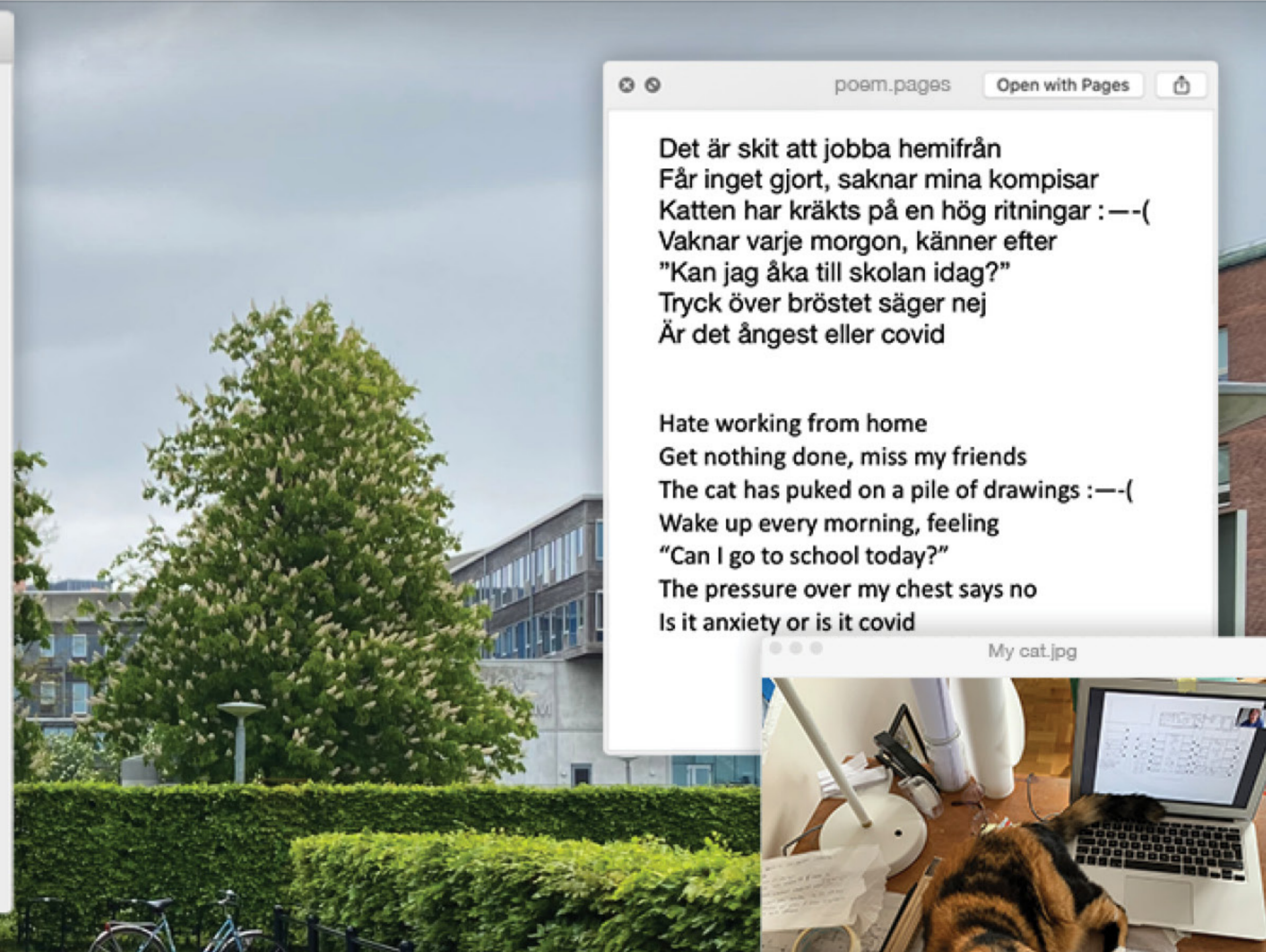
Course director /examiner Tomas Tägil  
 Course teacher: Mattias Andreasson, Blasberg Andreasson arkitektkontor, Andreea Marcu och Johanna Bengtsson Salomonsson

The Bachelor Studio Architecture in Time and Space emphasizes how we handle existing building environments. Many buildings have lost their original purpose or they are abandoned. Still they represent a heritage, an ideal or identity.

Recycling, changing, transformation for new purposes is important for a society to progress and become more socially, economically and environmentally sustainable.

This studio course raises questions of how to find new approaches, strategies, to intertwining and anchoring the new with the old, time with space, sometimes in interaction sometimes with confrontation. It also investigates spatial conditions and adds the contemporary through architectural generators,

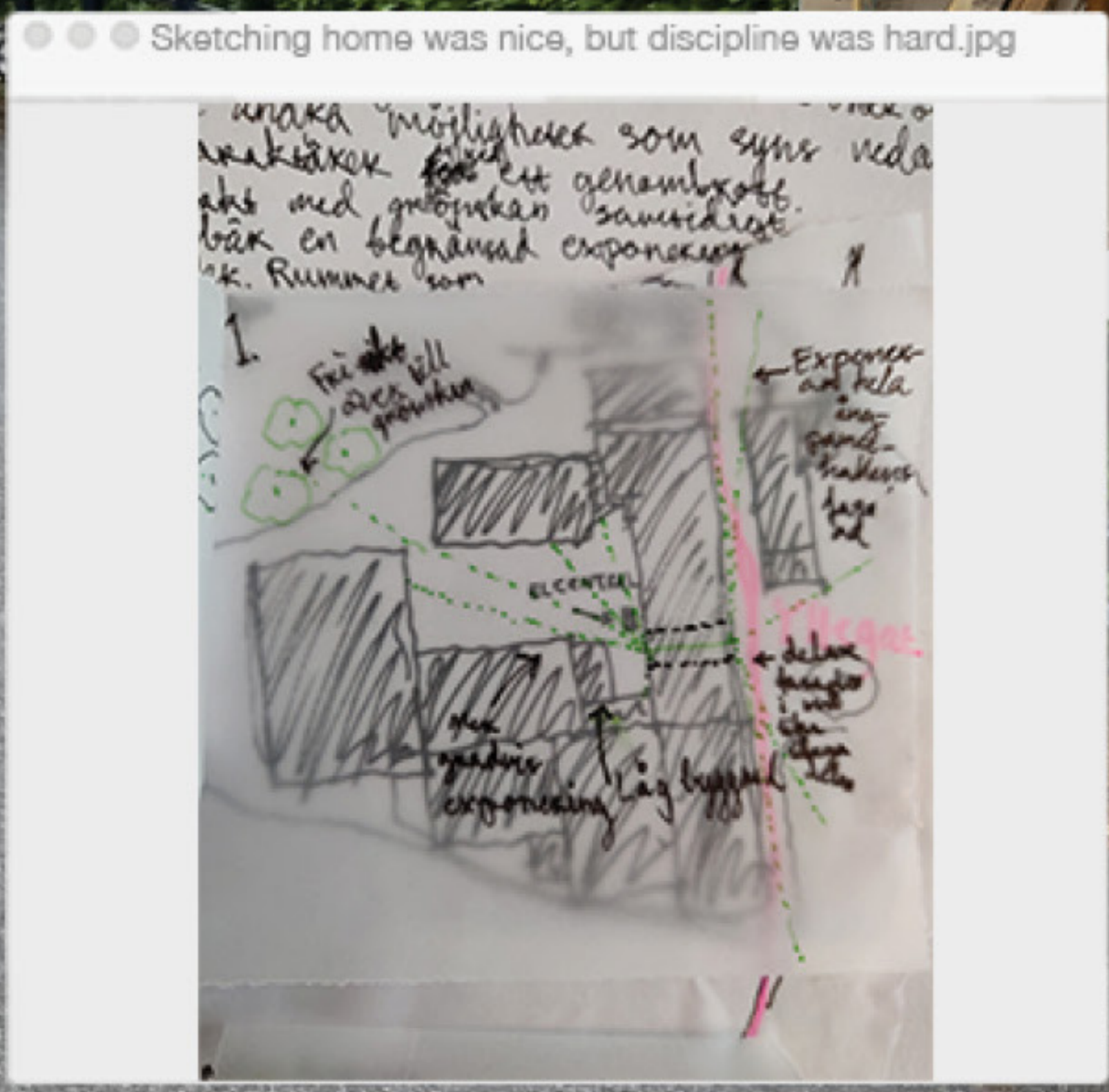
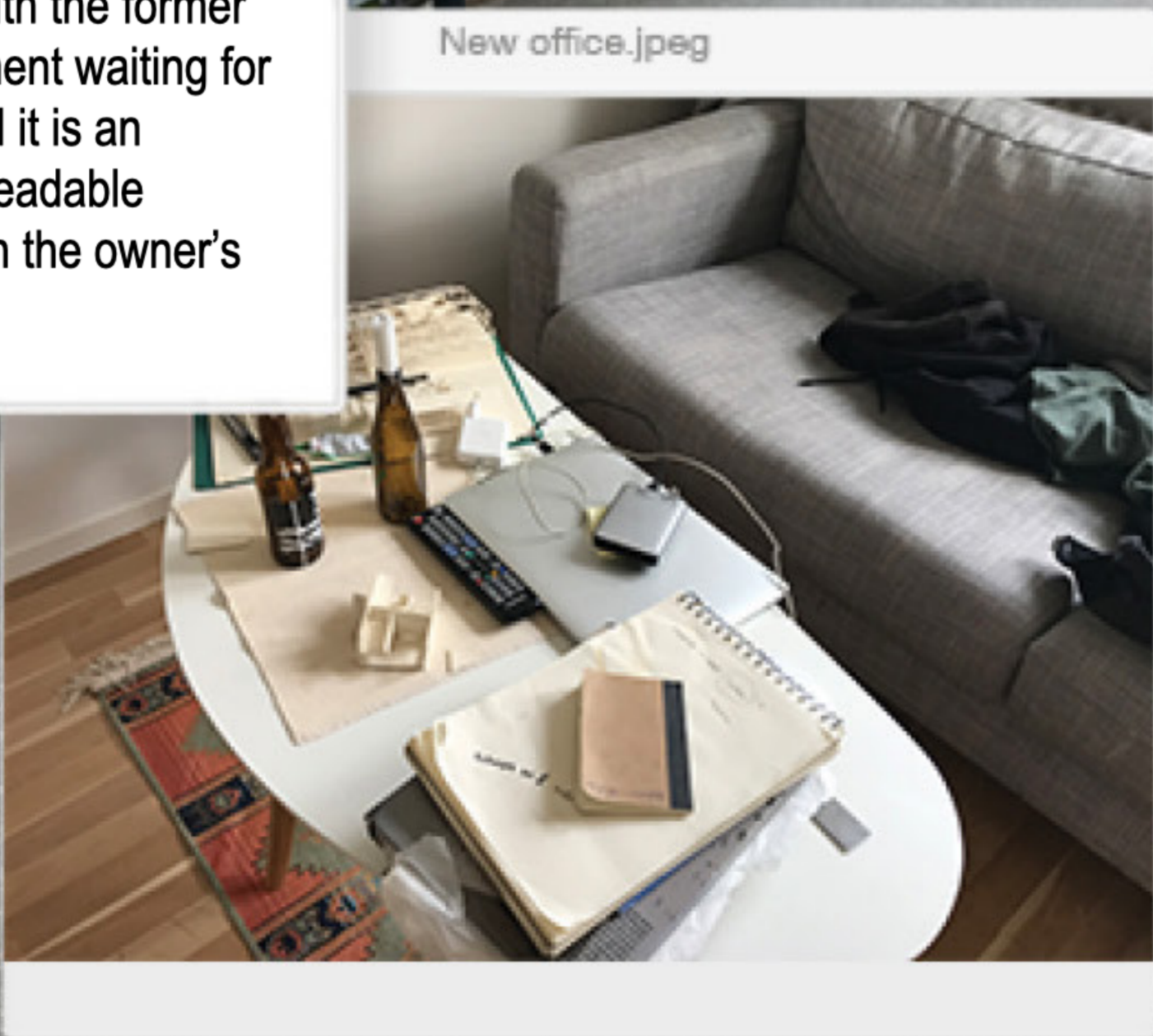
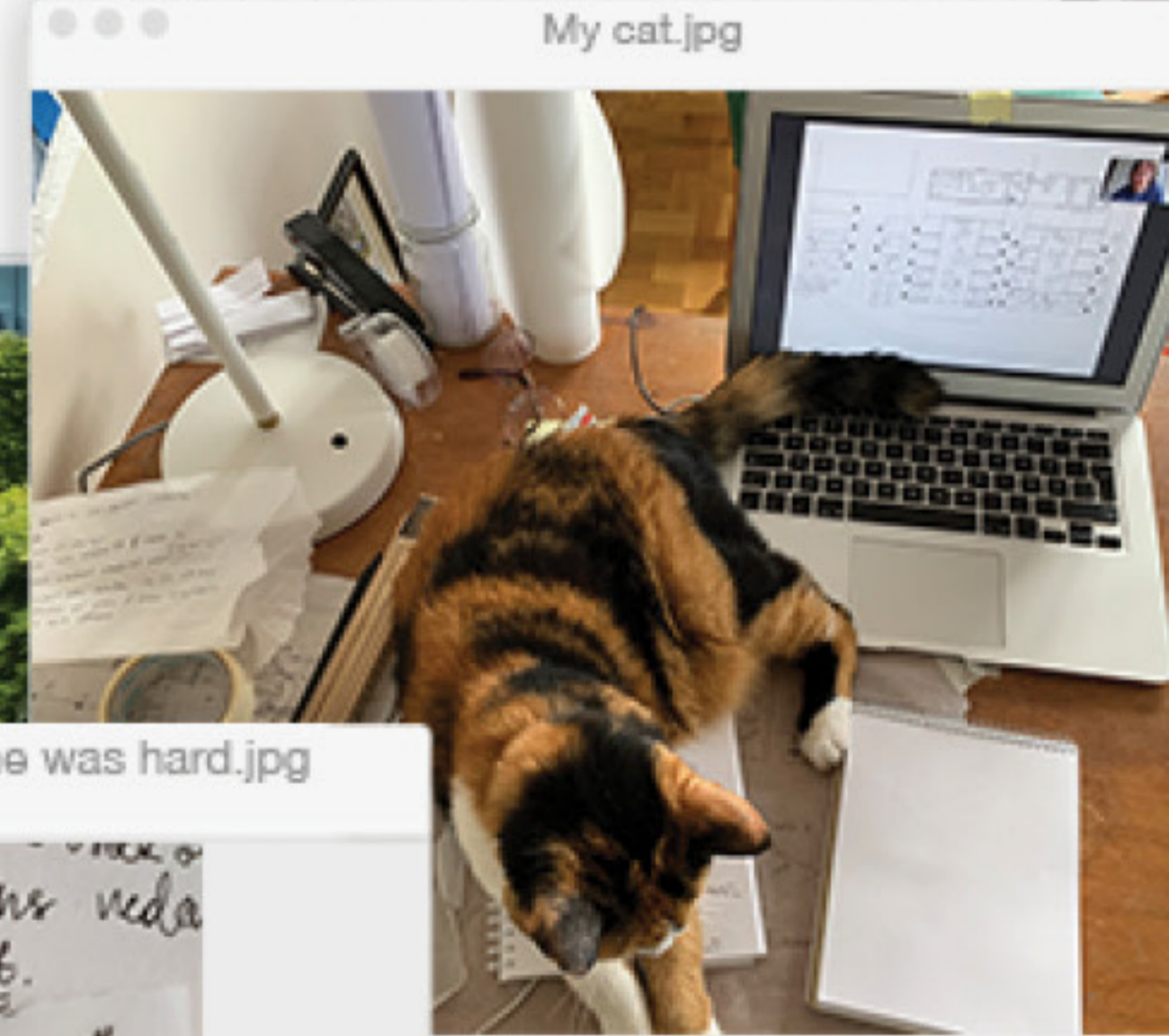
The studio Architecture in Time and Space has this year worked with the former wool factory in Mariefholm. Here is a fascinating historical environment waiting for a better future. It tells a story about the existence of Mariefholm and it is an important landmark with solid buildings with strong character and readable structures and materials. Our project has been running parallel with the owner's work with the plan for the future of the entire area.



poem.pages

Det är skit att jobba hemifrån  
 Får inget gjort, saknar mina kompisar  
 Katten har kräckt på en hög ritningar :—-(  
 Vaknar varje morgon, känner efter  
 "Kan jag åka till skolan idag?"  
 Tryck över bröstet säger nej  
 Är det ångest eller covid

Hate working from home  
 Get nothing done, miss my friends  
 The cat has puked on a pile of drawings :—-(  
 Wake up every morning, feeling  
 "Can I go to school today?"  
 The pressure over my chest says no  
 Is it anxiety or is it covid



year 3\_in Urban Context

corona montage.png



Urban Context 2020.docx Open with Pages

**Architecture – in Urban Context**

The course aims to provide the student with an in-depth knowledge of the spatial properties of architecture in relation to complex urban contexts. Particular focus is given to the urban dimension and how its material and intangible meanings both affect and are affected by the built environment.

The main assignment in the course is to design a public building that relates to a given urban context. This year the sites for development are located in Landskrona. The overall theme this year is *cultural institutions and leisure activities*.

Public buildings are important as a kind of shared places where individuals and collectives can meet and exercise their interests together. By considering architecture as part of the creation of *cvilities*, it becomes possible to investigate how a building can utilize, further develop and renew physical, cultural and social meanings in the built environment.

We believe that architecture makes a difference, and that it does so because it is part of a context that is larger than itself. Buildings and places are constantly changing, and they are just as much an effect of, as participating in, a variety of social, economic, cultural and material processes.

**Personal remarks as a teacher**


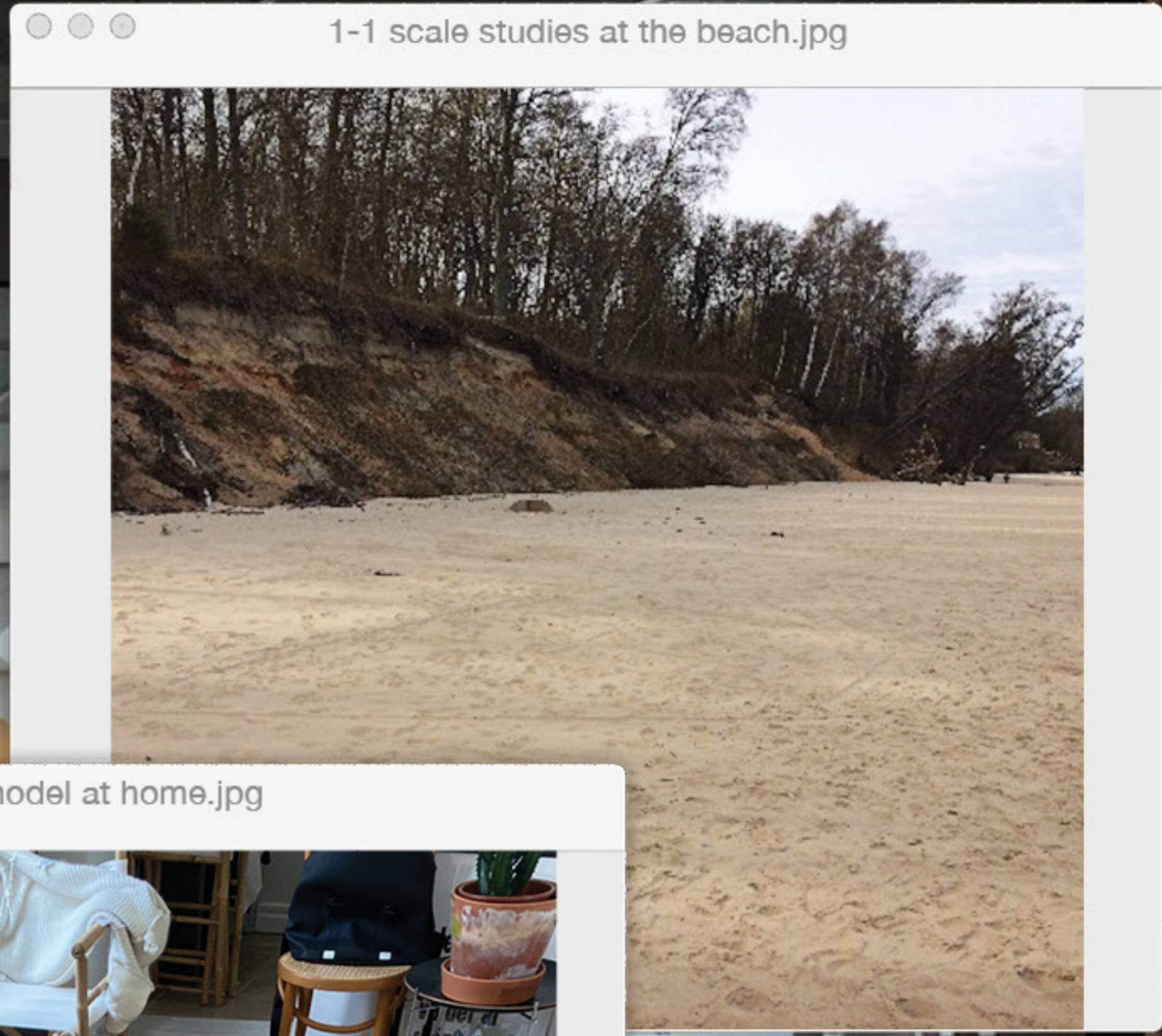
The entire course has been set in Corona-mode. Most of the activities planned for the course could be transformed into Zoom, but certainly and sorrowfully not the study trip to London. The study trip normally forms a very important backbone in the course and had to be replaced by lectures and seminars – a virtual tour. A mission impossible...

My two other principal learnings from Corona-mode teaching has been that:

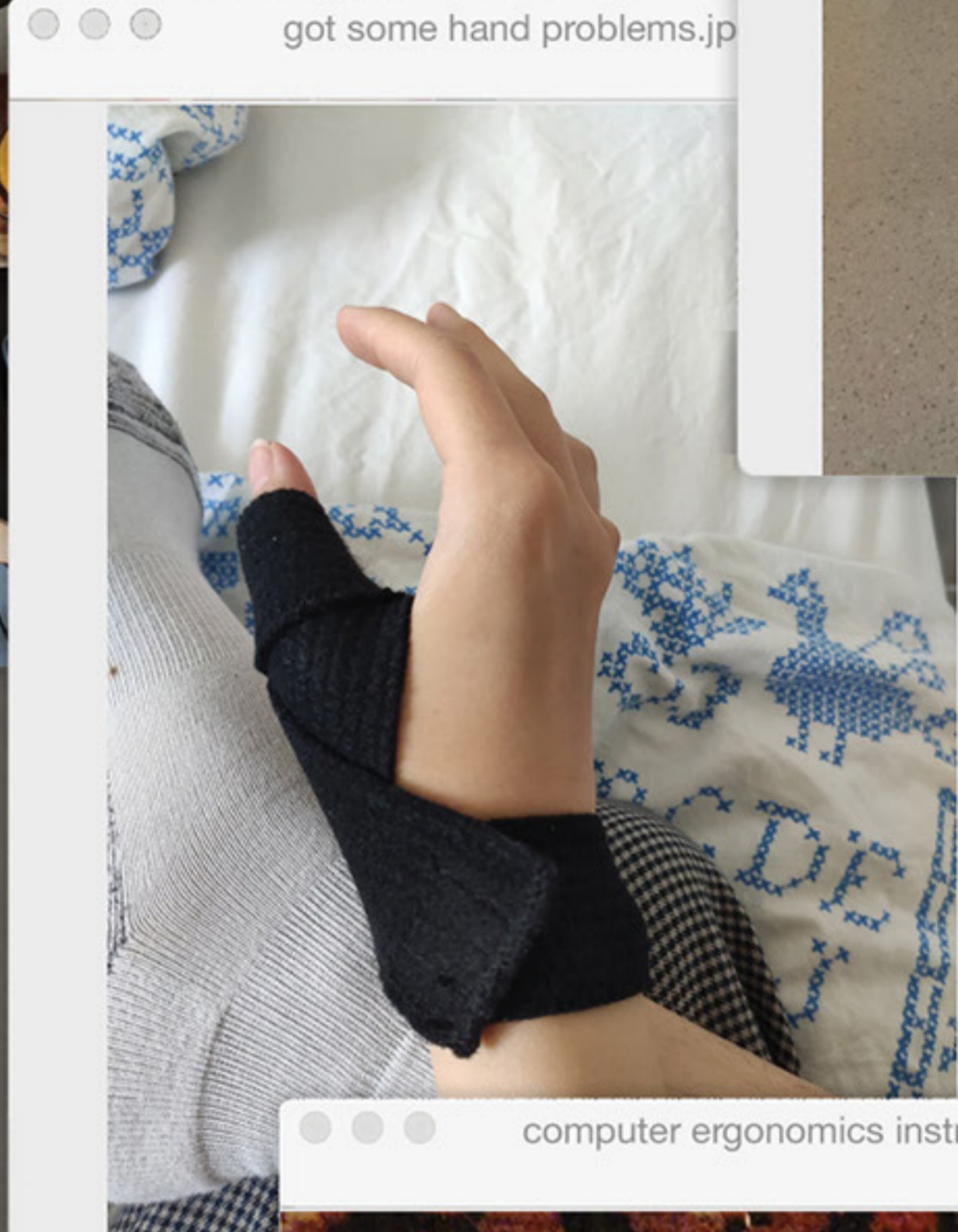
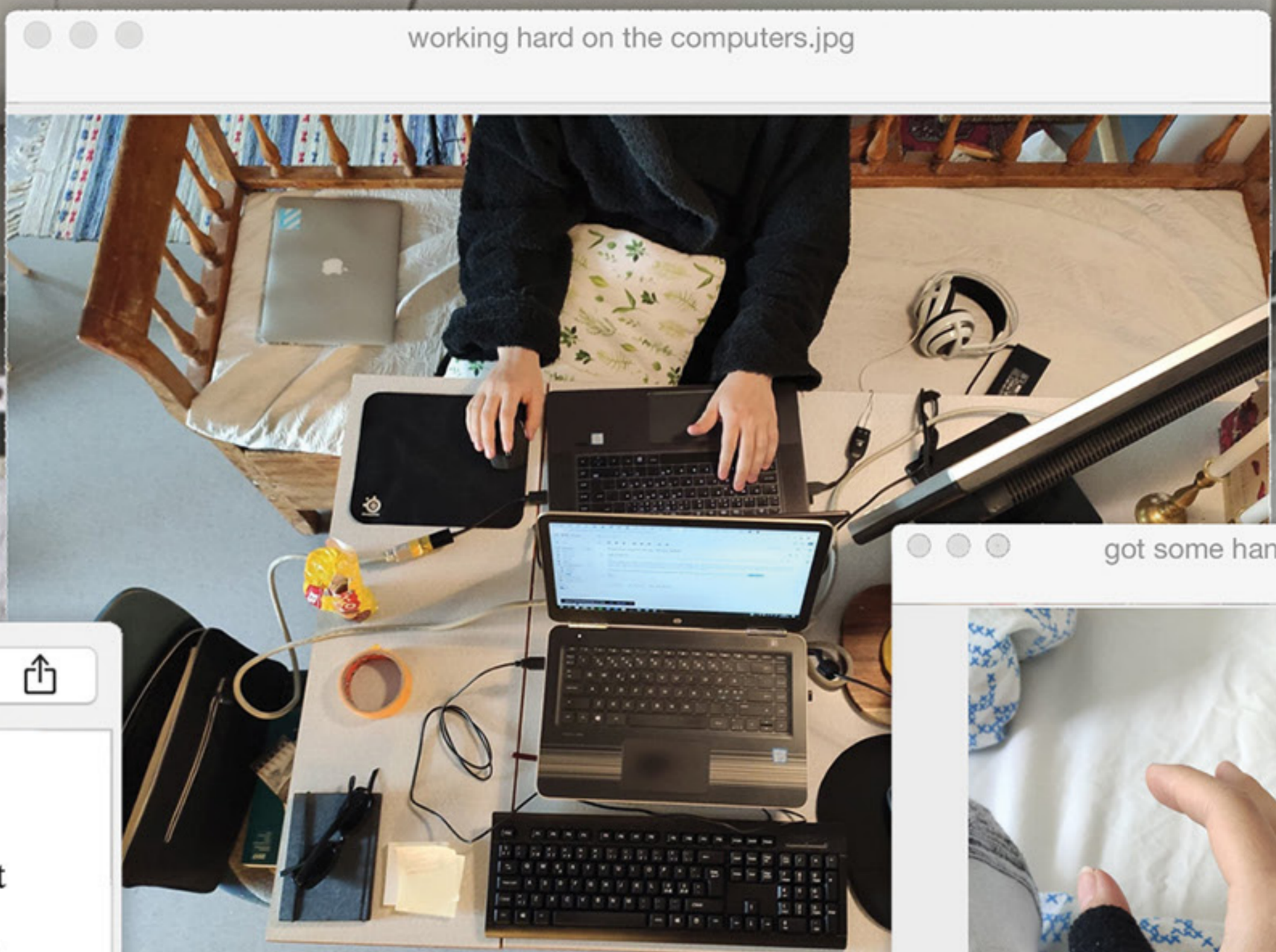
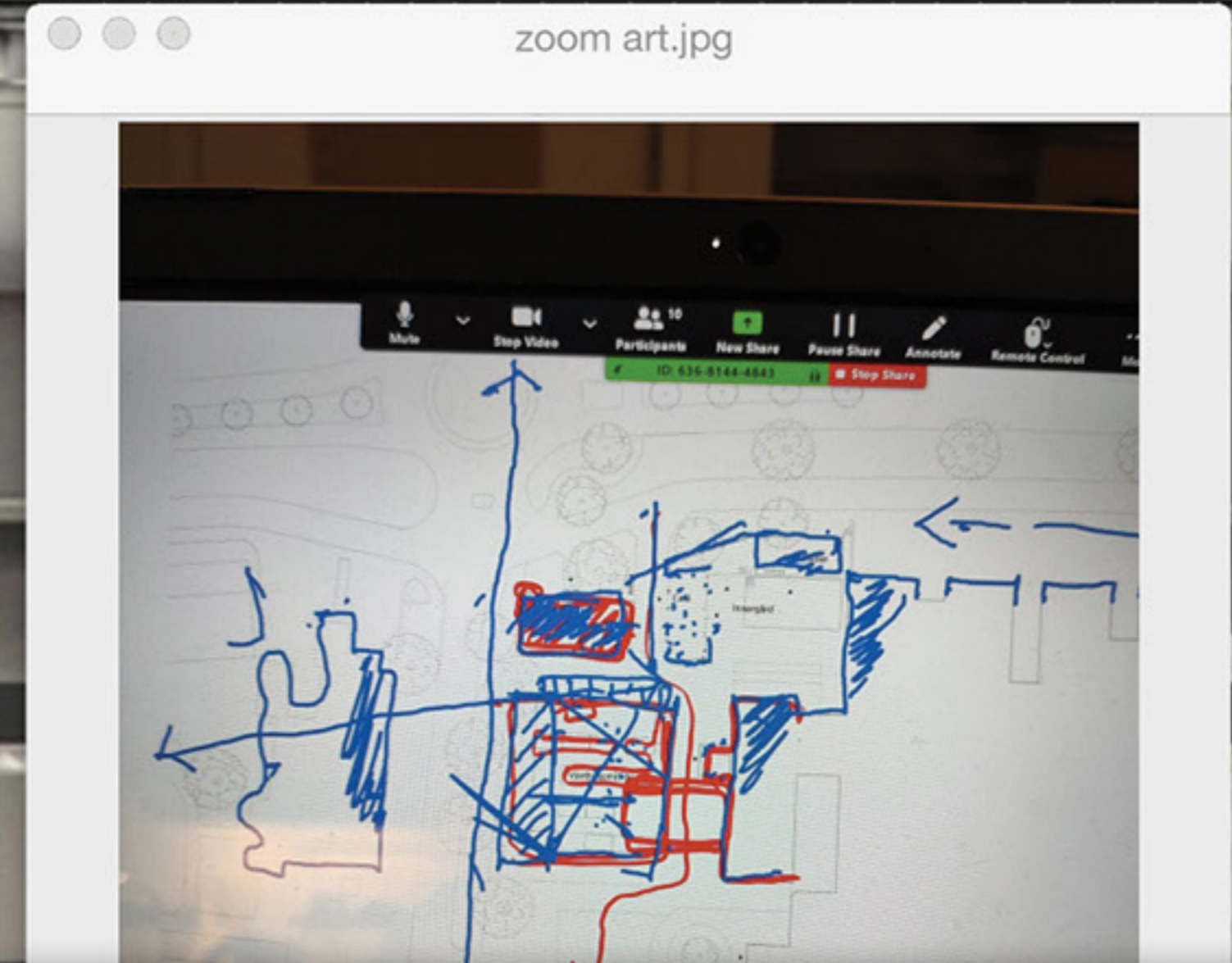
- everything you do in Zoom, or on other digital platforms, becomes more or less uniform. The pedagogical dynamics we normally get through different events, procedures and activities has vanished; supervision, crits, seminars, etc. – they all result in a hazy sameness.
- it becomes startlingly apparent how much physical, interpersonal, interaction in studios, workshops and lecture halls means for learning as well as for well-being in general. I really miss meeting students and fellow teachers irl.

A third experience from this sad situation is that the students has been remarkably amazing in their stoic adaptation to the circumstances, delivering hard work and great learnings.

In the end, these remarks clarify one important thing – **architecture matters!** Well-designed space clearly makes a difference as an inalienable intermediary for social life and educational efforts, it cannot be replaced by platforms in cyberspace – whatever hilarious virtual background one chooses in Zoom...



year 3\_ in the Contemporary

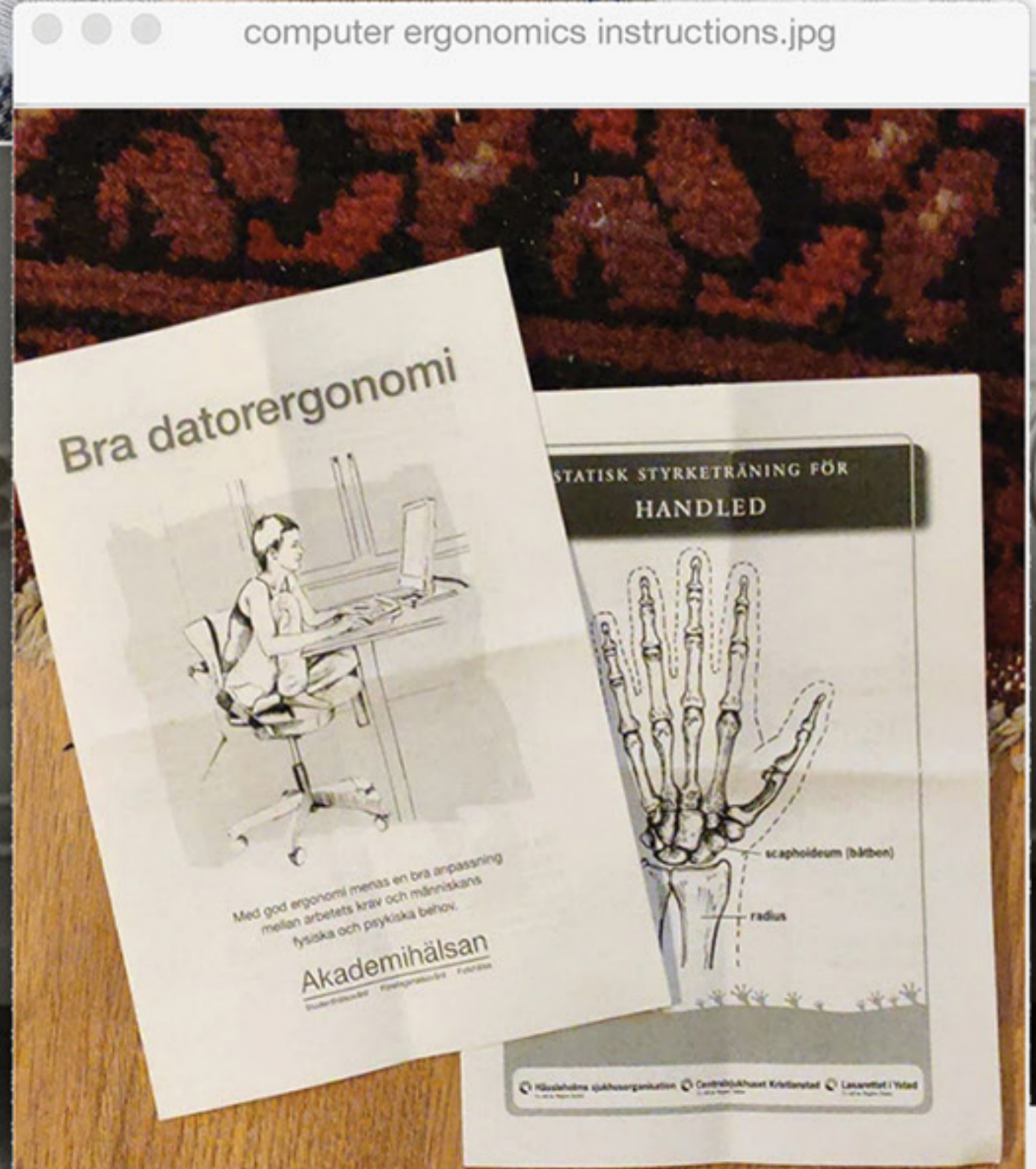


AAHF30-200513-update.docx Open with Pages

**The 2020 spring semester version of AAHF30 Architecture in the Contemporary**  
 The environment does not anymore reflect a stable climatological condition; something that can be passively enjoyed by means of architectural conformity. Today, the environment is dynamic! Shifting climatological conditions intersect with the socio-economic and political complexities of the contemporary world to usher immense challenges for the construction of future societies. What is the role of architecture in this radical shift? Can we use architecture as a communicative device to usher new knowledge in the processes of environmental restructuring?

This year, *AAHF30 Architecture - In the Contemporary* takes the *Naturum* building type as experimental framework to critically engage in the environmental crisis. Extrapolated as a space for framing aspects of nature, the *Naturum* may become an expanded field of inquiry in the processes of environmental restructuring feasible to communicate new relationships between nature and humanity. By exploring digital methods and technologies in design, the course activates interaction between fabrication and site to reconceptualize the *Naturum*. The aim is to utilize its disciplinary conations in typology and culture to create communicating environments that clarifies, generalizes, or problematizes some areas of UN's Sustainability Development Goals (SDG).

As the coronavirus pandemic hampered the course from visiting the Kivik Art Centre, which was announced as a supplementary project site, the Limhamn Limestone Quarry remains the sole project site also this year. Every student in the course was instructed to adopt one of the SDGs as the engine for innovation; as a point of departure for design experimentation rooted in the urgency of environmental crisis. While the coronavirus pandemic hampered the course from visiting Lisbon, internationalization was upheld by the architects from Bern, Turin, and Los Angeles that participated in zoom-critiques and reviews.





master\_Advanced  
Architec...f Design

AAHN06 text.pdf Open with Pages

**AAHN06**  
Advanced Architectural Design - **AAD**

While during the Autumn semester **AAD** concentrates on many **fast** projects, in form of entries in a serie of competitions, we spend the Spring semester with one long and **slow** project. So in a certain sense **AAD** focus on two different methods that architects are engage in within their profession.

Our theme was a "Center of Encounters", as an alternative to more conventional Congress-halls, at a site just south-west of the train-station in Lund.

The "slowness" means to us that we expect very elaborated projects as a final result. Keywords are **context, tectonics and wood**.

In the connected course, AAHN10, our architect students meet with civil engineers students and they together elaborate on tectonic and constructive issues in regards to the Center of Encounters-project.

Only some days before Europe closed down we luckily visited a number of buildings in Berlin where tectonics and construction is very present in the architecture. The last time we met physically was the 11th of March in occasion of a lecture, ever since then all tutoring and critic has been executed via digital platforms. And to our surprise with very good results from the students!


master\_Urban  
Shelter

ABAN11 Urban Shelter - exhibition.docx Open with Pages

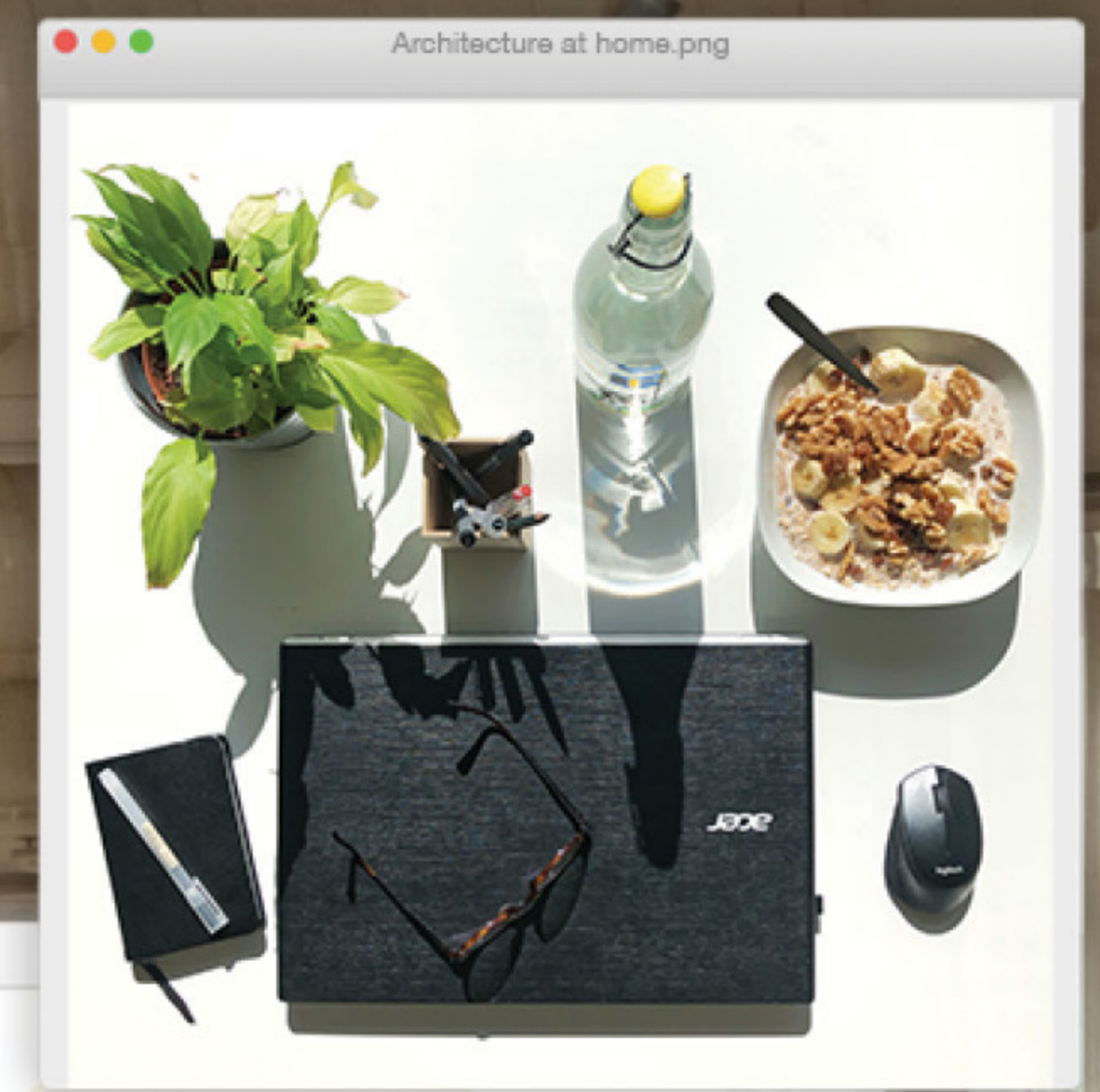
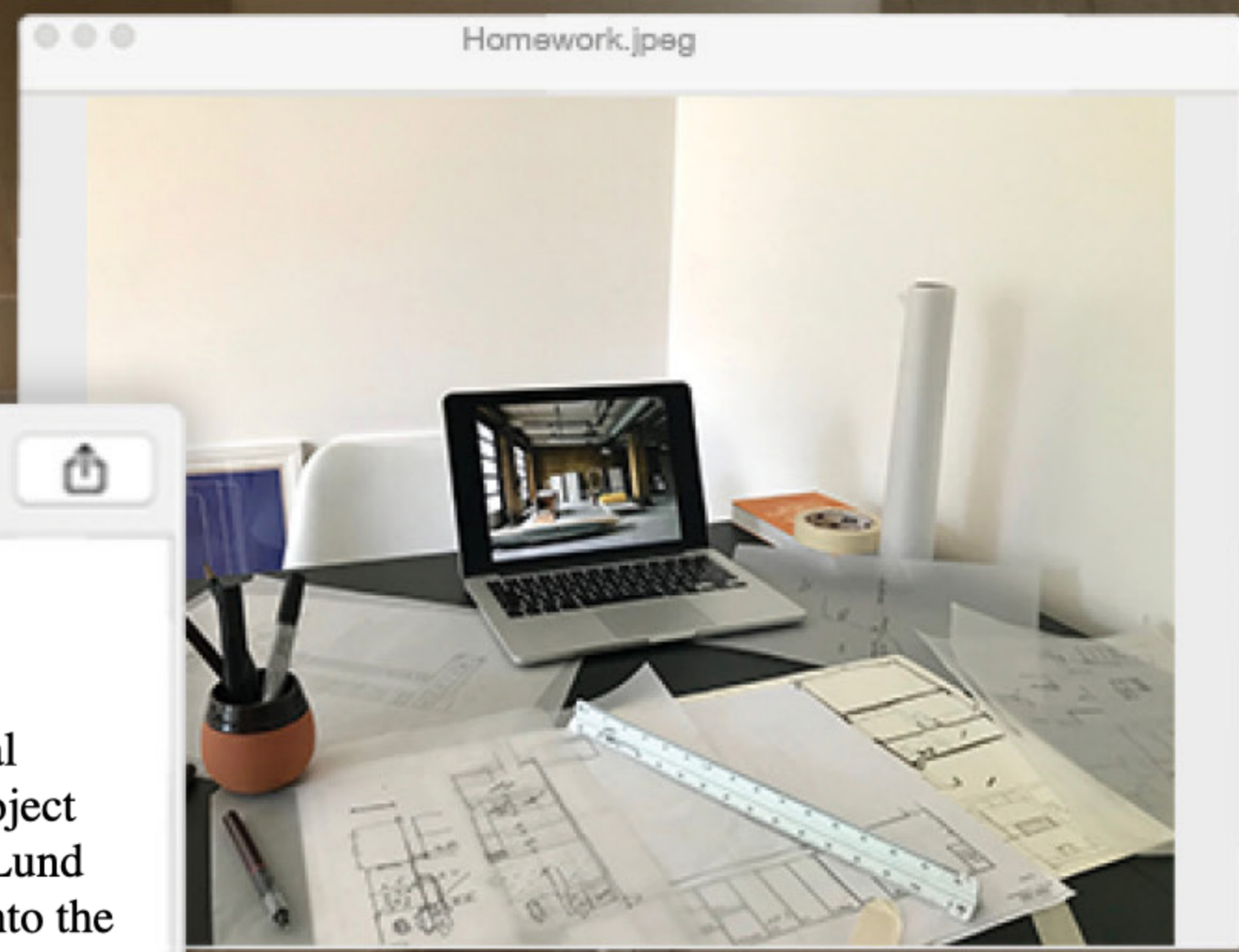
### ABAN11 Urban Shelter

The Urban Shelter Design Studio deals with the housing and living context of the urban low- and middle-income dwellers in developing countries. We carried out the 3-week field study to Metro Manila without any direct problems and the students had a chance to interview a large number of families and professionals there. The group and teachers returned to Sweden the weekend 7-8 March, just when the number of Covid-19 cases started to rise in Europe, and ten days later we were instructed to switch to distance education. Some international students in the group had to return to the home countries while others could choose to stay in Sweden. Nevertheless, everybody continued working on the first part of the design work, which was a neighbourhood plan (group work) for the chosen site in either Quezon City or San Juan in Metro Manila. While doing group work with only digital connection was challenging, the results were promising, and this prepared us for carrying out the next step, individual design, with only on-line communication. The final critique, of course digital, gives us the bonus of having more architects joining in in the panel from the Philippines, while normally we only could have one here in Lund. This spring term has taught us a lot about our strengths and weaknesses as creative working individuals, while adopting new ways to communicate learning and design that may well benefit us in the future as well.





master\_Modernism  
Renewal



Modern Renewal Text.pages Open with Pages

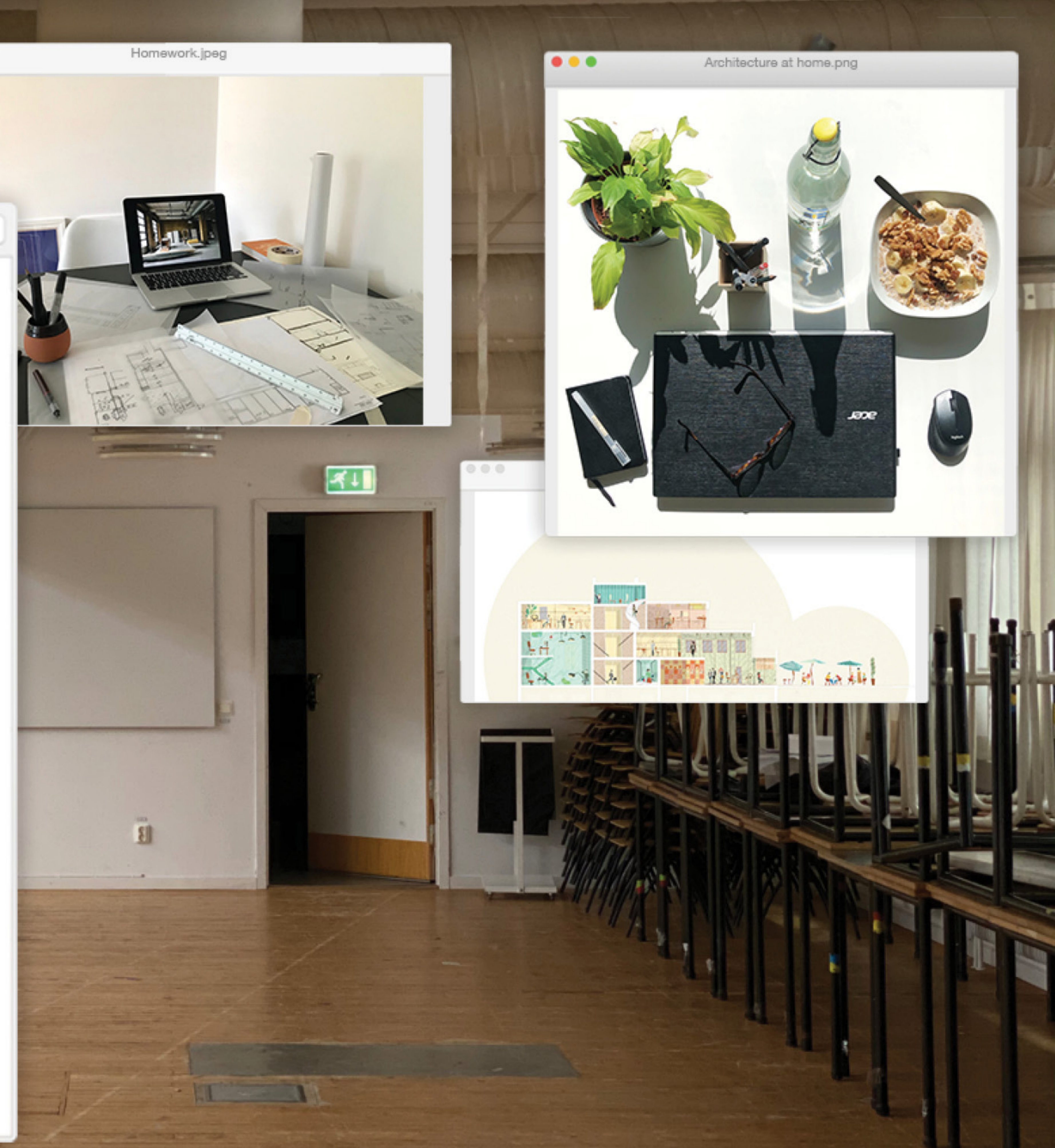

**Masterstudio ABVN0206 - Modernistic Architecture – Renewal 2020**  
 Re-infill & Transform built legacy of recent past from exclusive Modernism to industrial heritage was the theme for the semester. The students have worked both with infills (Project 1) linked to the modernistic grammar in four more or less changed unique buildings in Lund and Landskrona and have re-establishing new life through transformations (Project 2) into the threatened former Gåsebäcks Fire Station in Helsingborg. Fortunately we managed to accomplish the study trip to Helsingfors before the borders closed and perform the site studies to be able to get to know the buildings that we have worked with before the epidemic was a fact. Except from less interaction, fewer spontaneous chats and meetings one of the Corona Effects during this semester is that we all have been given a bit broader insight into each other's private lives through the cameras used in the teaching. Pets seeking attention, morning hair styles, sometimes very casual dress codes and all sorts of nutrition intake during class are some new experiences.

Sites Project 1:  
 The Art Hall (Konsthallen) by Sten Samuelson/Fritz Jaenecke 1963  
 Landskrona Sport Arena (Landskrona idrottshall) by Arne Jacobsen 1965  
 The Yacht Club (Seglarpaviljongen) by Frans Ekelund 1935  
 Finn Inn/International Student House (Internationella studenthuset) by Ingeborg Hammarskjöld-Reiz 1959

Sites Project 2:  
 Gåsebäcks Fire Station (Gåsebäcks gamla brandstation) by Mogens Mogensen 1939

Students:  
 Viktor Borg, Dominic Daly, Felix Dokonal, Julia Ekman, Meritxell Ferrando Casas, Olga Fürst Värild, Isak Jannert, Astrid Keding, Ciara McCormack, Tora Pederby, Emma Radler, Veerle Reintjes, Daniel Rosengren, och Axel Sonesson.

Teachers:  
 Agneta Hahne, arch. SAR/MSA, tutor  
 Thomas Hellquist arch. SAR/MSA, lecturer  
 Ingela Pålsson Skarin arch. MAA, PhD, senior lecturer, studio director, examiner  
 Anna Wahlöö, PhD, tutor  
 Sibylla Wiegert arch. SAR/MSA, tutor



master\_New  
Urban Landscape

ASBN16 Sustainable Urban Landscape\_beskrivning.docx Open with Pages

The semester in **Sustainable Urban Landscapes – ASBN16, Design Studio (15hec), Öresund NW - ÄNGELHOLM** deals with urban design in a wider perspective – the whole urban landscape. Sustainable Urban Landscape starts out from the fact that cities of today are no longer isolated, but must be treated on a regional scale.

*How can we create cities that are at the same time environmentally sustainable in the long term, inclusive, socially diverse, and attractive to live it?*

The **Aim** this course is to deepen the student's knowledge and understanding for landscape components as a point of departure and object for sustainable design measures.

**Study Trips** understanding the role of landscape in urban settings... Within the course we make study trips to highlight how landscape has been the structuring force in different developments. Due to Corona we made a pro-active choice deciding that the trip to Edinburgh this year had to be cancelled. Half of the student group went anyway (!) with the already made studytrip program in hand trying to find their ways through the landscapes of Scotland! For the students that stayed we made a one day excursion to some really amazing projects in the Helsingör/ Denmark – also dealing with landscape as the key point of departure.

half of the group...jpg




Edinbu



...went anyway(!).jpg



Open with Pages



Urban Landscape project station

Honestly, due to Covid 19 I have saved 4 hours a day! Instead of sitting in the train, I could use 1 hour for sleeping longer and 3 hours more for project work. It's crazy!

So, all those hours of working on the urban landscape course - all the time talking about productive landscape, urban farming and all my concepts regarding it..

...has turned my home into a wild jungle of all kind of flowers, plants and spices. Productive landscape concept from my masterplan has landed in my living room. All that's missing is a huge greenhouse.

P.S. That picture is just one corner of the living room.







master\_Spatial Experiments II

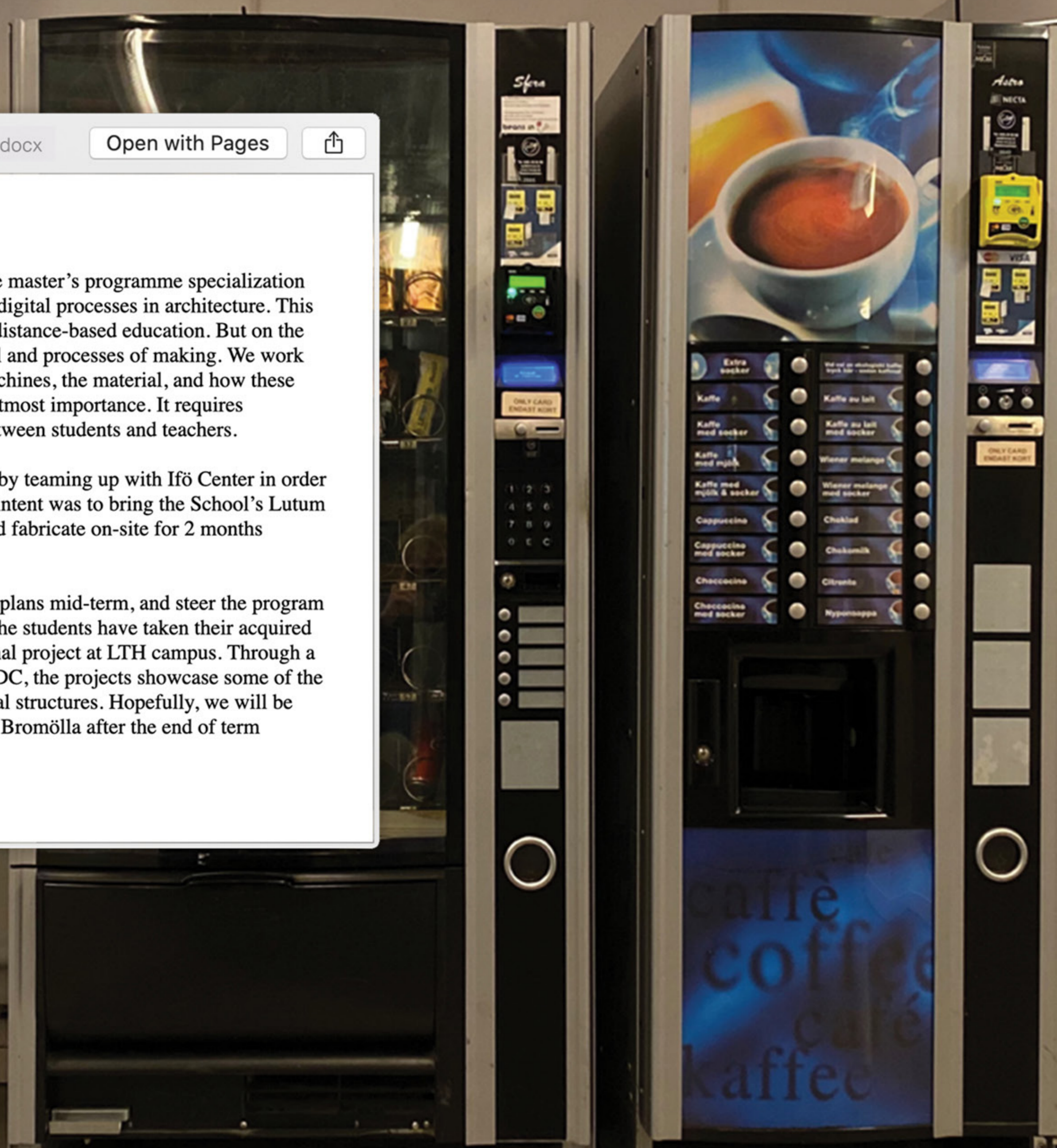
Spatial Experiments II -ASEN05\_15.docx Open with Pages

**Spatial Experiments II (ASEN05/ASEN15)**

The studio spatial experiments, which is also part of the master's programme specialization with the same name, is concerned with explorations of digital processes in architecture. This may seem like a topic that is well suited to virtual and distance-based education. But on the contrary, it means a close engagement with the physical and processes of making. We work with digital fabrication as well as design, where the machines, the material, and how these interact with carefully crafted design processes are of utmost importance. It requires experiments, trial-and-error, and close collaboration between students and teachers.

This year, we set out to take the studio to another level by teaming up with Ifö Center in order to build a full-scale, 3d printed ceramics pavilion. The intent was to bring the School's Lutum clay printer to the old ceramics factory in Bromölla, and fabricate on-site for 2 months together with local artists and high-schoolers.


Due to the pandemic, we were forced to abandon these plans mid-term, and steer the program towards more conventional individual projects, where the students have taken their acquired insights and knowledge in additive ceramics to a fictional project at LTH campus. Through a proposed winter garden addition to Bryggan café at IKDC, the projects showcase some of the possibilities and potentials of 3d printing of architectural structures. Hopefully, we will be able to continue with a smaller scale pavilion on site in Bromölla after the end of term through voluntary efforts by students and teachers.



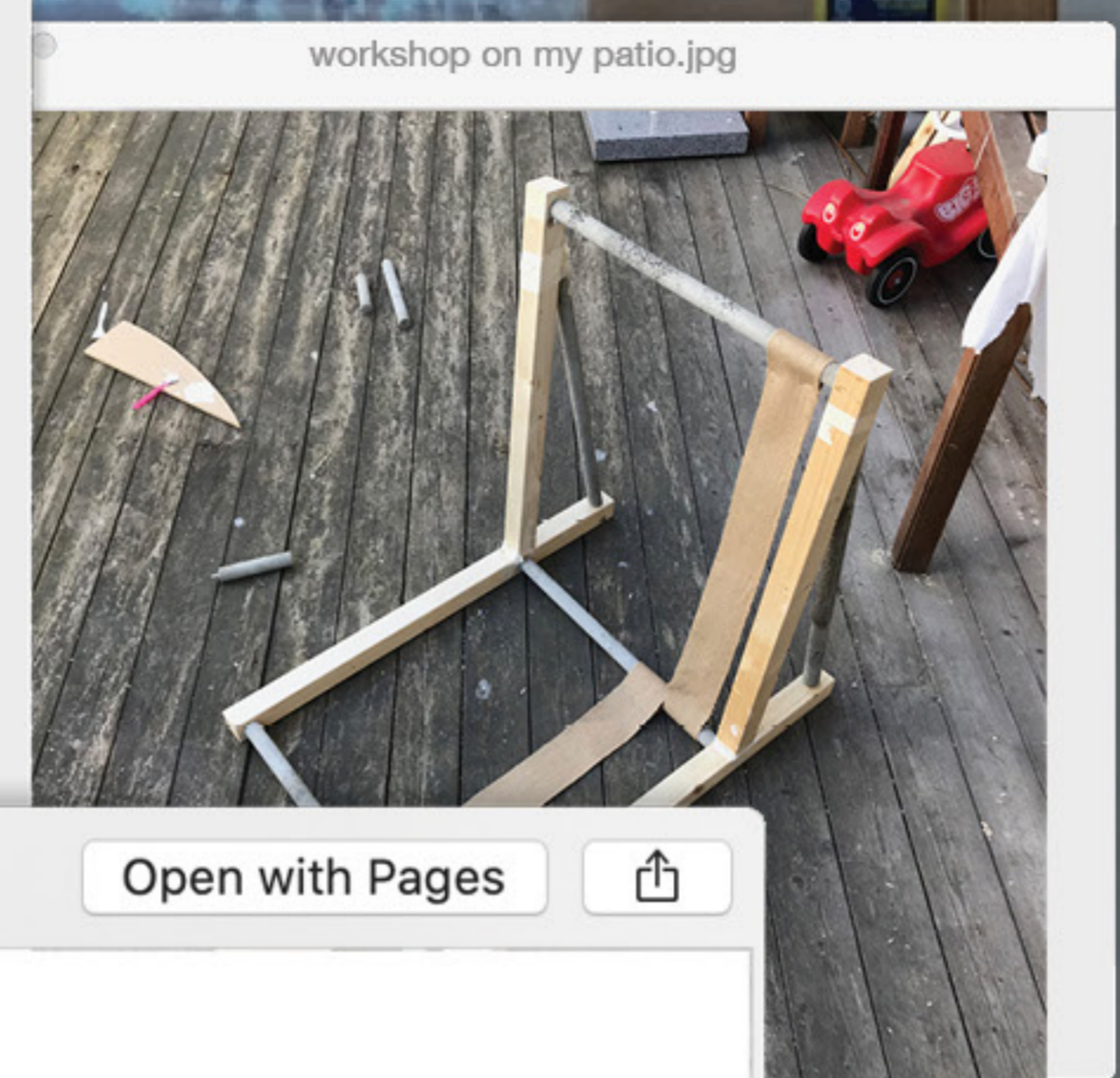


master\_Interior Architec...e Design

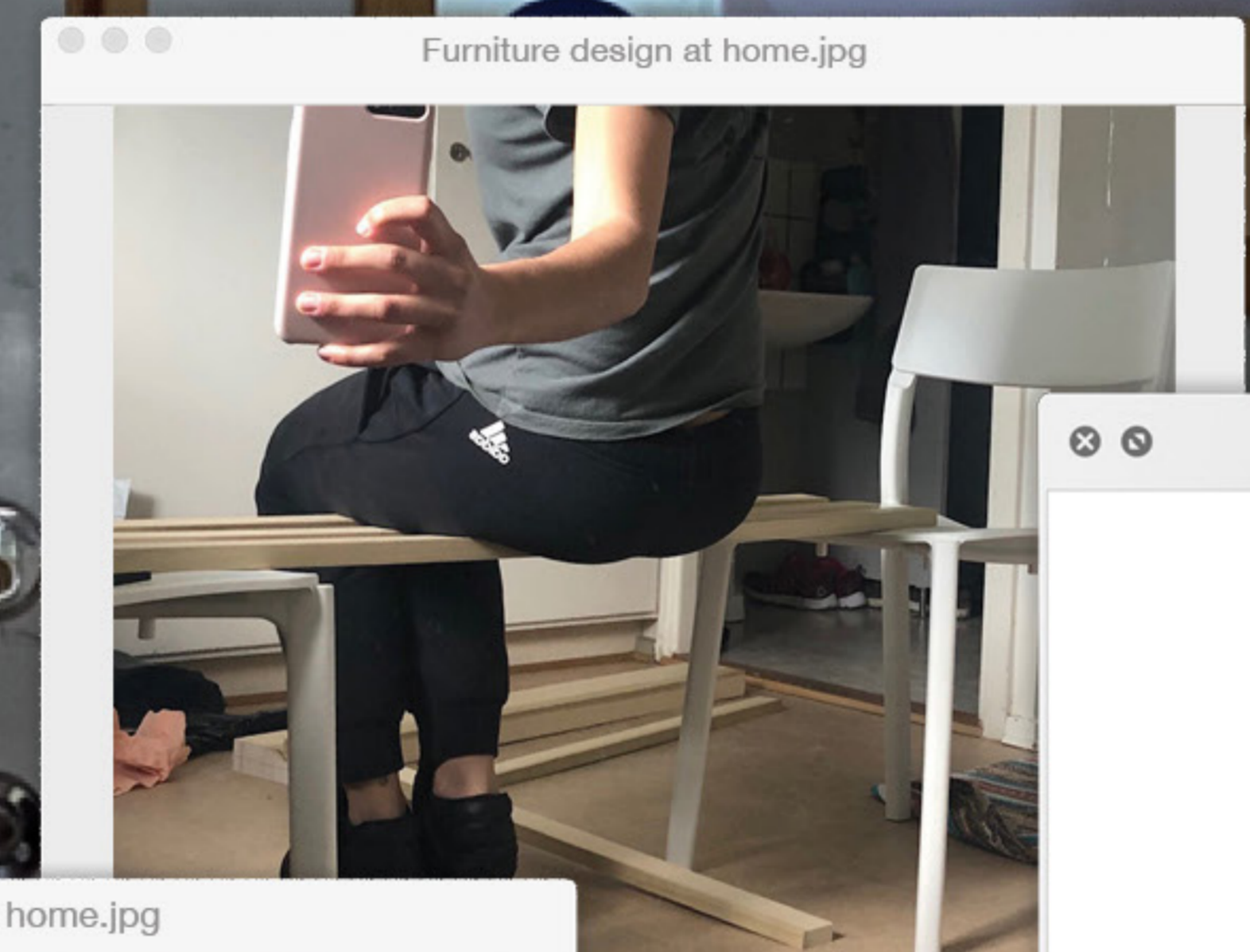
afon20 interior furniture.jpg




working outdoors.jpg



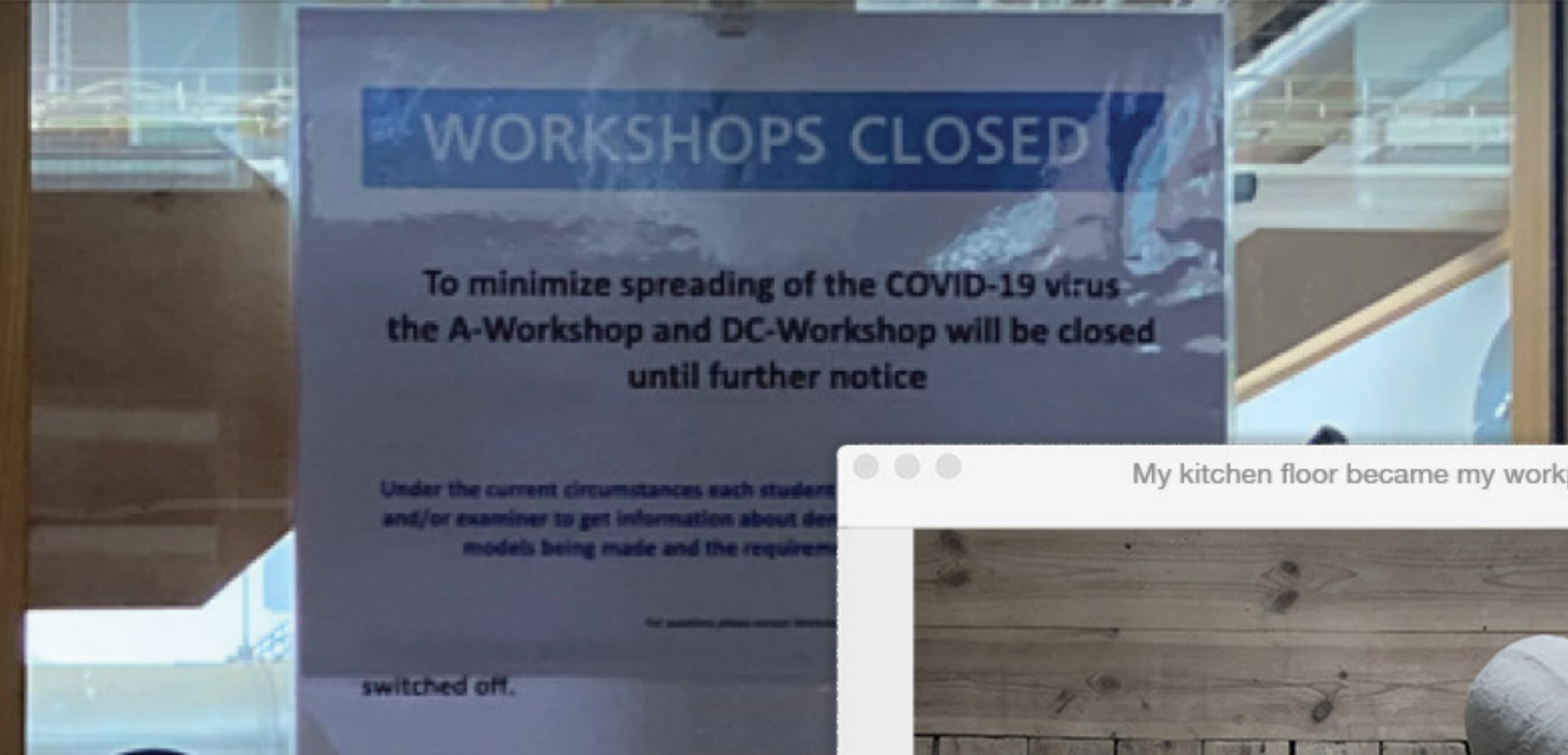
workshop on my patio.jpg



Furniture design at home.jpg



prototype at home.jpg




My kitchen floor became my workplace.jpg



When the workshop in school closed, I had to rethink. Instead of working with wood I used concrete. My kitchen floor became my workplace.

Due to the lack of face masks I had to make my own to be able to use the concrete.



face mask.jpg

AFON20 text.pdf

Open with Pages

We were gathering at the entrance, to go on our study trip to Design Museum Denmark, when I got a message from the museum which said that they were closing down. After that everything changed quickly. Some of the students had to leave for their home countries.

The students were just about to start working in the workshop, but instead they had to find new ways to go on with the course. The course is normally structured around a lot of practical work, where you spend a lot of time together, discussing and working side by side.


Some of the students adapted to the situation immediately, but for others it took longer to realize that they couldn't go on with their ideas.

For the teachers it was interesting to follow the students' working processes. Some were a bit lost in the beginning, but came up with ideas that they may never have thought of under normal circumstances.

Some students managed to work from home, with materials that they could easily find.

We were in a situation where we had to rethink and reflect a lot, which probably was a good thing for the working processes, but at the same time lonely and a bit more difficult.



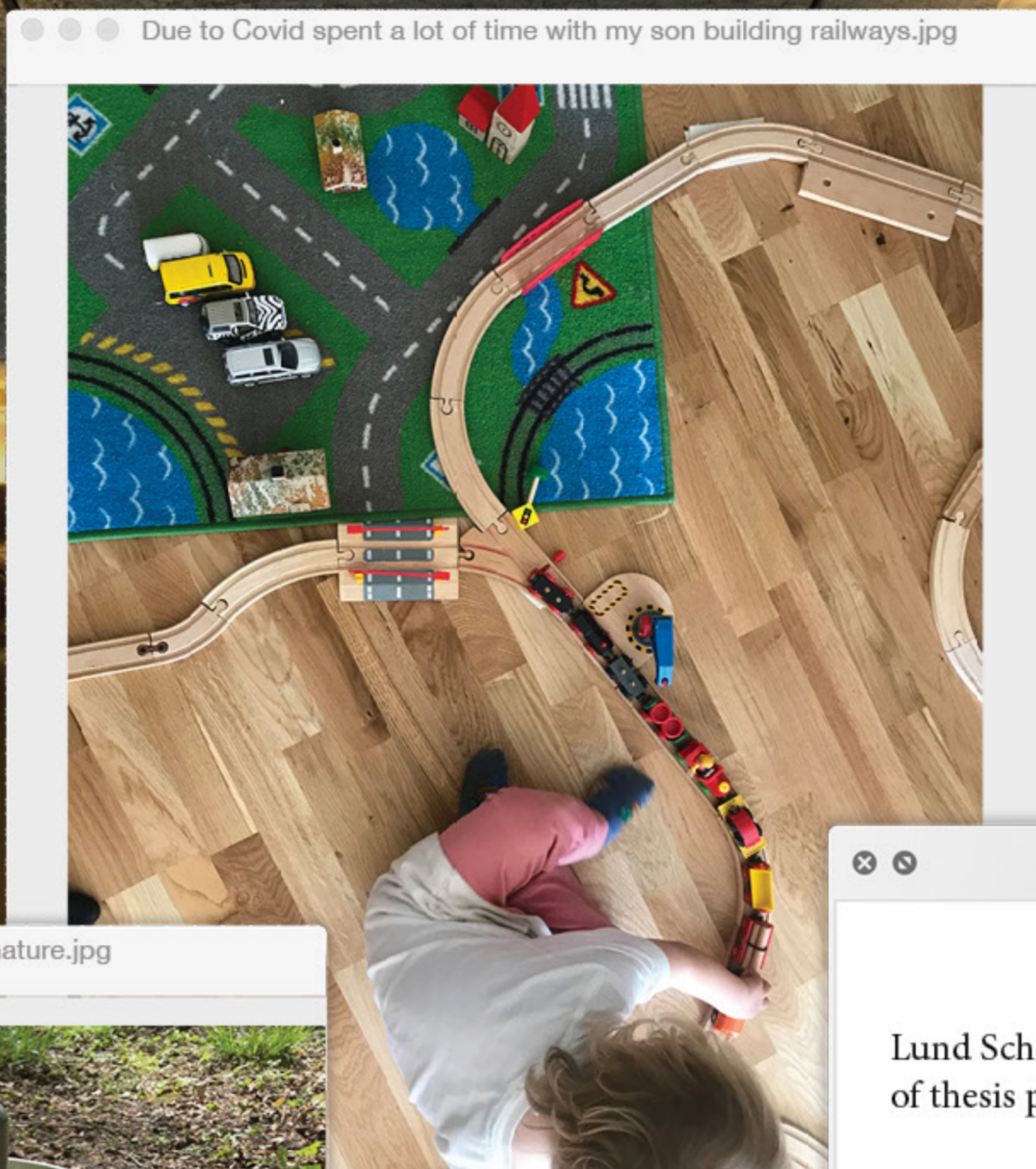
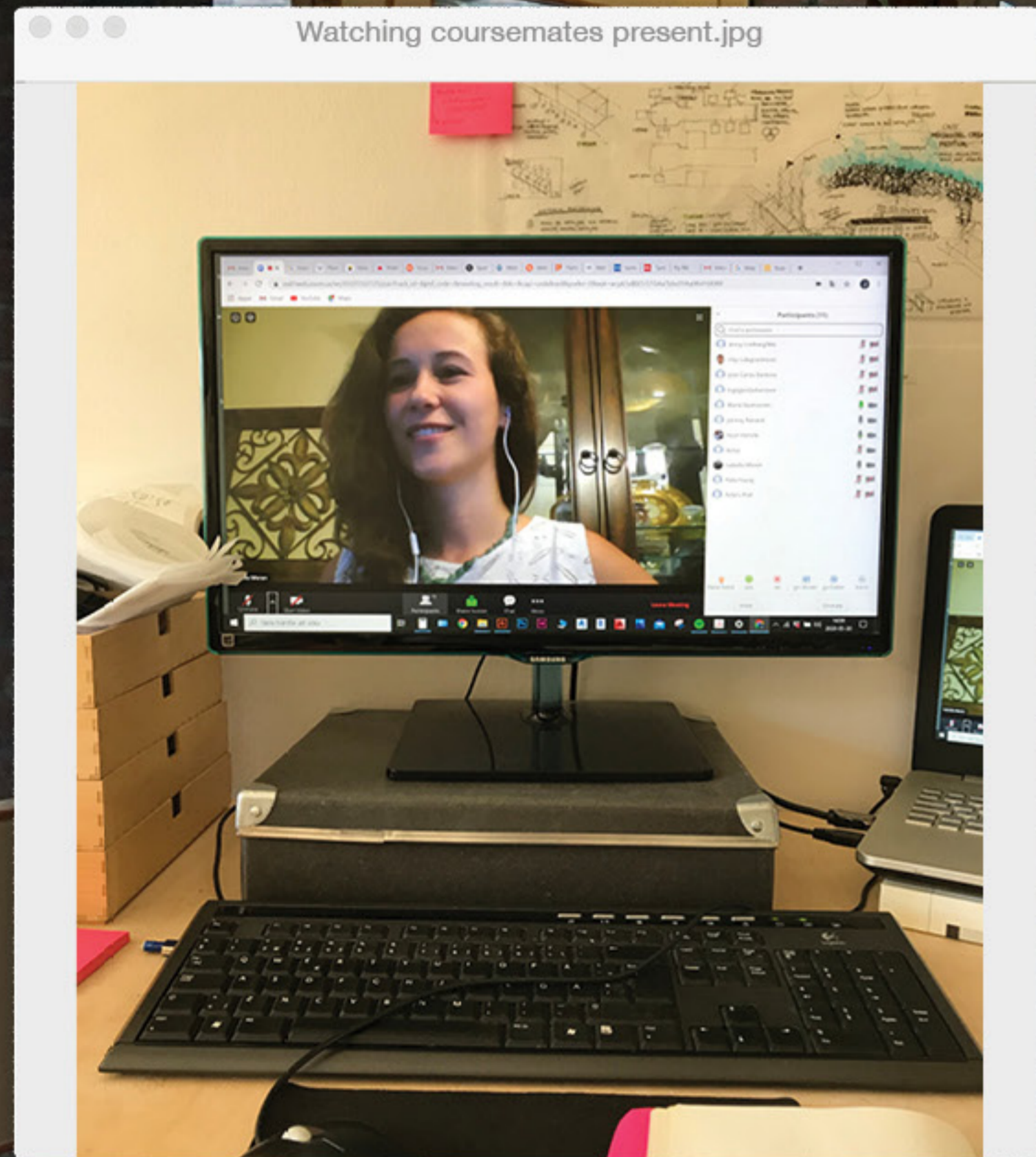
At the end, the students presented interesting works and ideas, and I think we all managed to cope quite well with the situation.



Thesis projects in Architecture

Master thesis projects...hitecture

Master thesis projects in SUDes

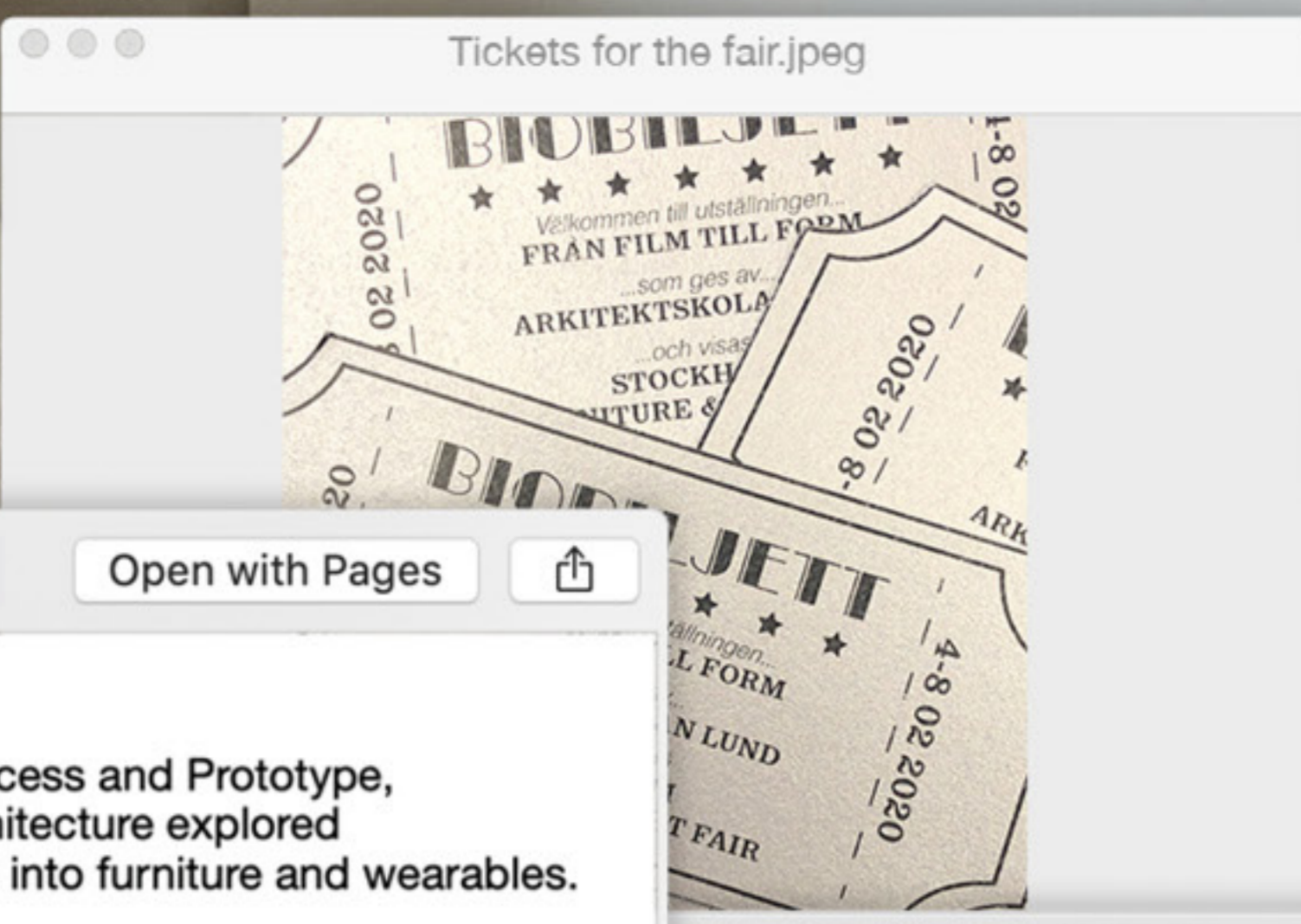
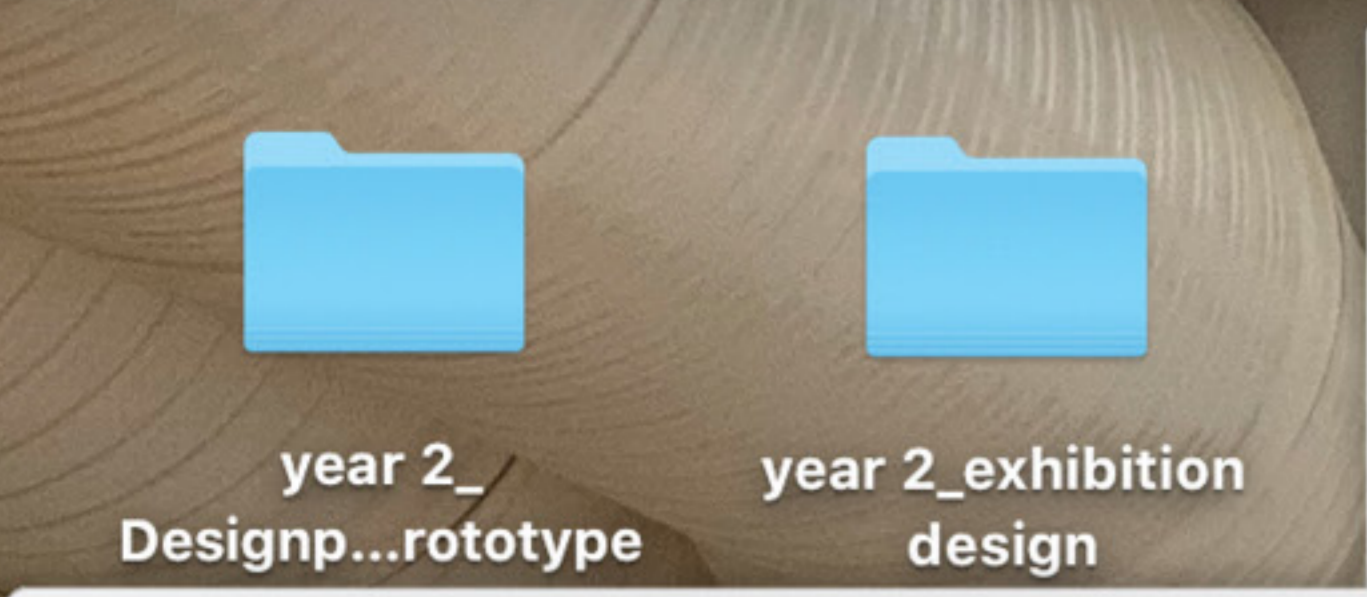


Digital Thesis Exhibition.docx Open with Pages

Lund School of Architecture will be a part of a digital exhibition of thesis projects at Form/Design Center.

Four students are representing the school in the exhibition, which opens on June 9th and can be accessed through this link:

<https://www.formdesigncenter.com/utställningar/examen-2020/>



Text Exhibition.docx

Open with Pages

During the 2019's course of Architectural Design Process and Prototype, the second-year students at the Lund School of Architecture explored different ways of translating movies in urban settings into furniture and wearables.

The movies interpreted were "Tokyo Godfathers" (2003), "Victoria" (2015), and "Amatörer" (2018). Their settings were as different as Tokyo back alleys, Berlin roof tops and Swedish small town school yards.

In the course Exhibition Design the student's projects were later assembled in a catalogue and showcased in the exhibition "Från Film Till Form" on the Stockholm Furniture & Light Fair 2020, in February.

Here is a link to the catalogue:  
<http://www.abm.lth.se/samverkan/stockholm-furniture-light-fair-february-2020/>

Vogue Ukraine wrote about our exhibition in Stockholm:  
[https://vogue.ua/article/culture/art/stokgolmskaya-nedelya-dizayna-cho-to-pokazyvayut-na-temu-ustoychivogo-razvitiya.html?fbclid=IwAR0I9TLIQih1mqfF\\_0WEZsJcw4oFn2vRo-8ANMGj0QoaF97RN4SVVio2rVWx0](https://vogue.ua/article/culture/art/stokgolmskaya-nedelya-dizayna-cho-to-pokazyvayut-na-temu-ustoychivogo-razvitiya.html?fbclid=IwAR0I9TLIQih1mqfF_0WEZsJcw4oFn2vRo-8ANMGj0QoaF97RN4SVVio2rVWx0)




VOGUE RU UA

### Стокгольмская неделя дизайна: что показывают на тему устойчивого развития

23 ФЕВРАЛЯ 2020

«Куриные кости – основной пласт захоронений, которые современное человечество оставит потомкам. Мы решили их покрасить в розовый», – говорят дизайнеры Лео Фиджеланд и Линнеа Вуглунддзета Nonhuman Nonsense, участники сборной выставки Young Swedish Design. На их стенде расположены чучело и скелет курицы ядреного розового цвета. Pink Chicken Project – о социальной и экологической справедливости: «Модифицировать ДНК кур, чтобы они стали розовыми от костей до перьев – такое же насилие над ними, как и промышленное разведение», – говорят дизайнеры. При всей неудобности темы их работа выглядит Инстаграм-аттракционом.




- About This Mac
- System Preferences... 1 update
- App Store...
- Recent Items ▶
- Force Quit Finder ⌘⇧⌘⌘
- Sleep
- Restart...
- Shut Down...
- Lock Screen ⌘⇧Q
- Log Out from Spring 2020** ⌘⇧Q

